



DAEMEN MEN'S BASKETBALL GAME NOTES

GAMES #10 / #11

➤ 2020-21 SCHEDULE | H: 4-1; A: 2-2; N: 0-0

JANUARY (0-2)

16	at Mercyhurst	ppd.
29	GANNON	L, 76-73
31	at Gannon	L, 95-67

FEBRUARY (6-1)

8	at Roberts Wesleyan *	W, 93-86
10	D'YOUVILLE *	W, 102-77
11	at Roberts Wesleyan *	L, 80-75
15	at D'Youville *	W, 103-69
17	ROBERTS WESLEYAN *	W, 85-69
20	MERCY *	W, 82-51
21	MERCY *	cncl.
24	D'YOUVILLE *	W, 98-67
27	at St. Thomas Aquinas *	2 PM
28	at St. Thomas Aquinas *	2 PM

* denotes East Coast Conference

➤ PROJECTED STARTERS

#	Name	Pos	Ht	Yr	PPG	RPG
2	S. Fasoyiro	G	6-3	Gr	17.1	6.7
4	K. Harris	G	6-4	Sr	11.8	3.2
5	R. Salzberg	G	6-4	So	8.0	1.8
22	A. Sischo	C	6-9	Sr	27.4	13.8
30	A. Mason	G	6-3	Fr	12.8	7.6

➤ IN THESE NOTES

Roster/History	2-3
Opponent Scout/Series History	4
Conference Info	5
Coach MacDonald Bio	6-8
Notes/ Miscellaneous Stats	9-11
National Polls	12
The Last Time...	13
Player Stats	14-18
Team Records	19-23
Season Stats (NCAA Database)	24-33

➤ BASKETBALL COMMUNICATIONS

Mike Miranto

Sr. Associate A.D., Operations & Communications

mmiranto@daemen.edu

O: 716-839-8385 // C: 716-471-7626

- 02.27.21 | 2 PM | AQUINAS HALL | SPARKILL, N.Y.
- 02.28.21 | 2 PM | AQUINAS HALL | SPARKILL, N.Y.



ST. THOMAS AQUINAS
SPARTANS

10-0

OVERALL

8-0

CONF.

11 / 5

NABC/D2SIDA

TOBIN ANDERSON

HEAD COACH
WESLEYAN '95

362-184 (.663)

CAREER
(20TH YEAR)

177-55 (.763)

AT STAC
(8TH YEAR)



DAEMEN
WILDCATS

6-3

OVERALL

6-1

CONF.

- / -

NABC/D2SIDA

MIKE MACDONALD

HEAD COACH
ST. BONAVENTURE '88

392-280 (.583)

CAREER
(24TH YEAR)

135-54 (.714)


AT DC
(7TH YEAR)

➤ FASTBREAK POINTS

- Two East Coast Conference heavyweights collide as Daemen meets St. Thomas Aquinas in a pair of games on the final weekend of the regular season. The number one seed in next week's ECC Championship tournament is on the line. STAC sits in first place in the standings with Daemen right behind.
- The Wildcats bring a four-game winning streak into the weekend and are coming off a 98-67 rout of D'Youville - Daemen's third win over the ECC newcomer this season. **Sean Fasoyiro** exploded for a career-high 31 points and **Andrew Sischo** posted his seventh double-double (25 points, 12 rebounds) of the season.
- St. Thomas Aquinas brings a 13-game winning streak, including all 10 contest this season, into the weekend. The Spartans have not lost since a 67-63 setback at Bridgeport on Feb. 26, 2020. They are coming off a 90-84 win over American International on Feb. 24 which extended their home winning streak to eight games.
- Redshirt senior center **Andrew Sischo** continues his ascent up the ECC's all-time records. Last weekend, Sischo became just the second player in ECC history to surpass 2,000 points and 1,000 rebounds. In Wednesday's game vs. D'Youville, Sischo moved past Roger Powers of St. Rose and Nick Corbett of Molloy for second place on the ECC career scoring list with 2,039 points. He trails only STAC's Justin Reyes (2,247) in scoring while also ranking second in field goals (809) and fourth in rebounds (1,016).
- Sischo enters the weekend as the leading rebounder among all Division II players, averaging 13.8 rebounds per game. He also ranks second in scoring at 27.4 points per outing. The Albany-area native has recorded 54 double-doubles in his career and has scored 10+ points in 59 straight games (91 in his career).

FASTBREAK POINTS CONTINUED ON PAGE 9

➤ RADIO/TV ROSTER



2 SEAN FASOYIRO
G | 6-3 | 195 | GR.
Houston, Texas




3 TYLER HIND
G | 5-11 | 170 | FR.
Randolph, N.Y.



4 KYLE HARRIS
G | 6-3 | 180 | SR.
Buffalo, N.Y.



5 RYAN SALZBERG
G | 6-4 | 180 | SO.
Manlius, N.Y.



10 TONY ARNOLD
G | 6-1 | 175 | FR.
Rochester, N.Y.




14 DA'SHAWN HINES
G | 5-10 | 170 | R-JR.
Amherst, N.Y.




20 JUSTIN JOHNSON
G | 6-0 | 170 | FR.
Buffalo, N.Y.



21 SAYEED OSORIO
G | 6-1 | 180 | JR.
New York, N.Y.



22 ANDREW SISCHO
C | 6-9 | 240 | R-SR.
Guilderland, N.Y.



23 JUSTIN HEMPHILL
F | 6-6 | 200 | FR.
Buffalo, N.Y.



24 ZIV BASDEN
F | 6-5 | 195 | R-JR.
Nassau, Bahamas



30 ANDREW MASON
G | 6-3 | 190 | FR.
Webster, N.Y.

➤ TEAM INFORMATION

2020-21 Record	6-3
ECC Record / Place in Standings	6-1 / 2nd
Starters Returning / Lost	1 / 4
Letter-winners Returning / Lost	8 / 6
Newcomers (Freshmen / Transfers / Walk-ons)	7 (5 / 1 / 1)

➤ 2020-21 ROSTER

#	Name	Pos	Ht	Yr	Hometown
2	Sean Fasoyiro	G	6-3	Gr.	Houston, Texas
3	Tyler Hind	G	5-11	Fr.	Randolph, N.Y.
4	Kyle Harris	G	6-3	Sr.	Buffalo, N.Y.
5	Ryan Salzberg	G	6-4	So.	Manlius, N.Y.
10	Tony Arnold	G	6-1	Fr.	Rochester, N.Y.
14	Da'Shawn Hines	G	5-10	R-Jr.	Amherst, N.Y.
20	Justin Johnson	G	6-0	Fr.	Buffalo, N.Y.
21	Sayeed Osorio	G	6-1	Jr.	New York, N.Y.
22	Andrew Sischo	C	6-9	R-Sr.	Guilderland, N.Y.
23	Justin Hemphill	F	6-6	Fr.	Buffalo, N.Y.
24	Ziv Basden	F	6-5	R-Jr.	Nassau, Bahamas
30	Andrew Mason	G	6-3	Fr.	Webster, N.Y.
-	Joey Atkins	F	6-5	R-So.	Watervliet, N.Y.
-	Trevor Book	F	6-4	R-So.	N. Tonawanda, N.Y.
-	Ryan Bradley	F	6-7	R-So.	Niagara Falls, N.Y.
-	Josiah Chandler	G	6-0	R-Fr.	New York, N.Y.
-	Patrick Higgins	G	5-10	R-Fr.	Pennington, N.J.
-	Tajmin Holt	G	6-3	R-Jr.	Rochester, N.Y.
-	Chris Luke	C	7-0	Sr.	Cortland, N.Y.
-	Justin Pouppey	G	5-10	R-Fr.	Buffalo, N.Y.

Head Coach: **Mike MacDonald** (St. Bonaventure '88); 7th season

Assistant Coach: **Ryan Grandits** (Medaille '15)

Assistant Coach: **Jeff Redband** (Daemen '19)

Director of Player Development: **David Johnson** (Daemen '10)

Athletic Trainer: **Jeff Sage** (SUNY Brockport '94)

Strength & Conditioning Coach: **Katie Eschner** (Slippery Rock '15)

➤ PRONUNCIATIONS

2	Sean FASOYIRO	Fass-oh-yeer-oh
3	Tyler HIND	High-nd
20	JUSTIN Johnson	Justin
21	SAYEED OSORIO	Sy-eed Oh-sor-ee-oh
22	Andrew SISCHO	Siss-koh
23	Justin HEMPHILL	Hemp-hill
24	Ziv BASDEN	Baz-din

➤ BUILDING THE WILDCATS

BY POSITION (Total / Active)		BY CLASS (Total / Active)	
Guard	13 / 9	Freshman	5 / 5
Forward	5 / 2	R-Freshman	3 / 0
Center	2 / 1	Sophomore	1 / 1
		R-Sophomore	3 / 0
		Junior	1 / 1
		R-Junior	3 / 2
		Senior	2 / 1
		R-Senior	1 / 1
		Graduate	1 / 1
BY HEIGHT (Total / Active)		BY STATE/COUNTRY	
7-0	1 / 0	New Jersey	1
6-9	1 / 1	New York	17
6-7	1 / 0	Texas	1
6-6	1 / 1	Bahamas	1
6-5	2 / 1		
6-4	2 / 1		
6-3	4 / 3		
6-1	2 / 2		
6-0	2 / 1		
5-11	1 / 1		
5-10	3 / 1		

➤ **DAEMEN BASKETBALL BY THE NUMBERS****1986-87**

First Season of Modern Era

584

Modern Era Wins

87.8

Home Winning Percentage Since 2011-12

27

Most Wins In A Season (2012-13)

27

1,000 Point Scorers

22

Winning Seasons

13

20-Win Seasons

9

National Tournament Berths (NAIA, USCAA, NCAA)

9

Consecutive Seasons with 19+ Wins

2015-16

First Season Of NCAA Era

114

NCAA Era Wins

105

East Coast Conference Wins

24

Most Wins Of NCAA Era (2018-19, 2019-20)

20

All-ECC Selections

2

East Coast Conference Regular Season Championships

2

NCAA Tournament Berths

1

Consensus All-American Selections

➤ **QUICK FACTS**

Name of School	Daemen College
City / Zip	Amherst, N.Y. / 14226
Founded	1947 (as Rosary Hill College)
Enrollment	2,760
School Colors	Medium Blue, Gray & White
Nickname	Wildcats
Arena	Lumsden Gymnasium
Capacity	1,000
Affiliation	NCAA Division II
Conference	East Coast Conference (ECC)
President	Dr. Gary A. Olson
Athletic Director	Traci Murphy
Athletics Website	daemenwildcats.com

➤ **TEAM HISTORY**

First Season of Modern Era	1986-87
Overall Record	584-446 (.567)
NAIA Membership	1986-87 to 2011-12
American Midwest Conference	2001-02 to 2011-12
NAIA Tournament Appearances	4
NAIA Era Record / Seasons	401-379 / 26
USCAA Membership	2012-13 to 2014-15
USCAA Tournament Appearances	3
USCAA Championships / Years	1 / 2015
USCAA Era Record / Seasons	69-23 / 3
NCAA Division II Transition Period	2012-13 to 2014-15
NCAA Division II Membership	2015-16 to Present
East Coast Conference	2013-14 to Present
East Coast Conference Record / Seasons	105-32 / 7
NCAA Tournament Appearances / Years	2 / 2019, 2020
NCAA Era Record / Seasons	113-44 / 6

➤ **AWARDS & HONORS****2020-21 SEASON**

Andrew Sischo	Preseason All-American (Basketball Times)
	ECC Preseason Player of the Year
	ECC Player of the Week (Feb. 1, Feb. 22)
Sean Fasoyiro	ECC Defensive Player of the Week (Feb. 22)
Andrew Mason	ECC Rookie of the Week (Feb. 1, Feb. 22)

CAREER

Andrew Sischo	ECC Preseason Player of the Year	3
	All-ECC	3
	ECC Player of the Year	2
	ECC Rookie of the Year	1
	D2CCA All-East Region	2
	D2CCA East Region Player of the Year	2
	NABC All-District	2
	D2CCA All-American	2
	NABC All-American	1
	CoSIDA Academic All-District	1
	CoSIDA Academic All-American	1
	NABC Honors Court	2
	ECC Player of the Week	13
	ECC Defensive Player of the Week	3
	ECC Rookie of the Week	8
	USBWA Division II National Player of the Week	2
	Bevo Francis Award Finalist	1
Sean Fasoyiro	NABC Honors Court	2
	ECC Defensive Player of the Week	1
Ryan Bradley	ECC Rookie of the Week	1
Chris Luke	NABC Honors Court	1
Andrew Mason	ECC Rookie of the Week	2

➤ **ST. THOMAS AQUINAS SCOUTING REPORT**

- St. Thomas Aquinas has been among the best NCAA Division II programs in recent years. From 2015-16 through 2019-20, the Spartans averaged 26.2 wins per season and won four of five ECC tournament championships. They've earned five straight NCAA tournament berths, soon to be six after opening the pandemic-shortened 2020-21 season with 10 straight victories.
- Head coach Tobin Anderson has been the catalyst for STAC's rise, leading the Spartans to 177 wins since taking over in 2013-14. No Division II team in New York State or in the ECC has won more games in that time.
- The Spartans return eight players, including four starters, from their 2019-20 team that went 25-5.
- Junior forward Osbel Caraballo and junior guard Demetre Roberts headline the Spartan returners after earning All-ECC first team honors last season when they combined for 32.5 points per game.
- Both Caraballo (15.3 ppg, 7.5 rpg) and Roberts (14.3 ppg, 4.8 apg) are producing again this season, while junior guard Grant Singleton has emerged as an ECC Player of the Year candidate. Singleton is the only player in the ECC 6-foot or smaller shooting better than 50% from the field (54.1%). He shares the ECC lead with 27 three-point field goals (on 46.6% shooting) and is averaging a team-high 17.1 points per game - up from his 10.9 average last season.
- The Spartans have also been boosted by senior guard Elijah Bovell, a transfer from Queens. Bovell is producing 8.7 points and 4.4 rebounds and leads the team in blocks (12).
- Additional production is coming from Louis Griffith (8.1 ppg, 36.7% 3PT), Jamal Barnes (7.4 ppg) and Kevin Lynch (6.5 ppg, 4.6 rpg).
- STAC has employed its customary pressure defense this season, forcing opponents into 19.7 turnovers per game - third best in Division II. The Spartans also rank third in steals per game (10.8) and eighth in scoring (92.2).

➤ **THE SERIES: DAEMEN VS. ST. THOMAS AQ.**

All-Time Series	St. Thomas Aquinas 16-6
At Daemen	St. Thomas Aquinas 6-4
At St. Thomas Aquinas	St. Thomas Aquinas 6-2
At Neutral Site	St. Thomas Aquinas 4-0
Current Streak	St. Thomas Aquinas Won 1
Series Highs	
Daemen Most Points	87, 01/16/15
Daemen Largest Victory	7, 02/02/18
STAC Most Points	95, 01/16/15
STAC Largest Victory	34, 02/15/17



LAST 10 MEETINGS

Date	Site	Result
03/07/20	N	L, 91-78
02/14/20	H	W, 81-77
12/15/19	A	L, 87-80
02/22/19	A	L, 75-60
01/25/19	H	W, 82-79 (OT)
03/03/18	N	L, 60-57
02/02/18	A	W, 73-66
12/08/17	H	L, 83-73
03/04/17	N	L, 85-66
02/05/17	A	L, 84-50

CURRENT ROSTER VS. ST. THOMAS AQUINAS

Player	GP	PPG	RPG	Series High Pts
Fasoyiro	0	-	-	-
Hind	0	-	-	-
Harris	3	3.0	1.7	6, 03/07/20
Salzberg	2	0.0	0.0	-
Arnold	0	-	-	-
Hines	1	0.0	0.0	-
Johnson	0	-	-	-
Osorio	0	-	-	-
Sischo	8	17.5	11.3	30, 12/15/19
Hemphill	0	-	-	-
Basden	3	1.0	0.0	3, 02/22/19
Mason	0	-	-	-

➤ **INSIDE THE NUMBERS**

	
10-0	Overall Record 6-3
8-0	Conference Record 6-1
5-0	Home Record 4-1
5-0	Away Record 2-2
0-0	Neutral Record 0-0
92.2	Points/Game 86.4
75.8	Opponents Points/Game 74.4
+16.4	Scoring Margin +12.0
.484	FG% .482
.442	Opponents FG% .443
.418	3-Point FG% .366
11.0	3-Point FG/Game 9.9
.339	Opponents 3-Pt FG% .361
.703	Free Throw % .746
12.8	Free Throws/Game 15.7
40.6	Rebounds Per Game 41.3
+5.6	Rebound Margin +8.9
17.4	Assists/Game 18.1
14.6	Turnovers/Game 13.0
1.2	Assist/Turnover Ratio 1.4
10.8	Steals/Game 6.0
2.6	Blocks/Game 2.4
Did you know	

➤ DAEMEN HISTORY IN THE ECC

Season	Preseason Poll	ECC Record	ECC Finish	Postseason
2013-14	7th / 11	17-3	1st / 11	N/A
2014-15	3rd / 11	13-7	3rd / 11	N/A
2015-16	4th / 11	14-6	2nd / 11	Finals
2016-17	5th / 10	12-6	T-3rd / 10	Semifinals
2017-18	T-2nd / 10	15-3	T-2nd / 10	Semifinals
2018-19	2nd / 10	16-2	1st / 10	Semifinals
2019-20	1st / 9	12-4	3rd / 9	Semifinals
2020-21	2nd / 6	5-1	-	-

Daemen All-Time ECC Record: 105-32 (.766)
[Home: 59-10 (.855) | Away: 46-22 (.676)]

**CURRENT ECC TEAMS
SINCE 2013-14 SEASON**

Team	Overall Record	ECC Record
St. Thomas Aquinas	177-55	111-27
DAEMEN	156-61	105-32
Bridgeport	141-67	97-32
Staten Island	130-65	-
Molloy	105-109	74-62
Roberts Wes.	77-128	46-92
Dist. Columbia	69-124	49-81
Queens	63-122	54-76
D'Youville	49-139	0-7
Mercy	49-144	30-106

➤ ALL-ECC SELECTIONS & MAJOR AWARDS

2013-14

Gerald Beverly	ECC Defensive Player of the Year
Gerald Beverly	All-ECC 1st Team
Casey Sheehan	All-ECC 1st Team

2014-15

Gerald Beverly	ECC Defensive Player of the Year
Gerald Beverly	All-ECC 1st Team
Torrence Dyck	All-ECC 1st Team

2015-16

Torrence Dyck	All-ECC 1st Team
Arif Mehmetaj	All-ECC 2nd Team

2016-17

Arif Mehmetaj	All-ECC 2nd Team
Supreme Hannah	All-ECC 3rd Team

2017-18

Andrew Sischo	ECC Rookie of the Year
Andrew Sischo	All-ECC 1st Team
Breon Harris	All-ECC 3rd Team
Jeff Redband	All-ECC 3rd Team
Jay Sarkis	All-ECC 3rd Team

2018-19

Andrew Sischo	ECC Player of the Year
Andrew Sischo	All-ECC 1st Team
Deion Hamilton	All-ECC 2nd Team
Breon Harris	All-ECC 3rd Team

2019-20

Andrew Sischo	ECC Player of the Year
Andrew Sischo	All-ECC 1st Team
Breon Harris	All-ECC 2nd Team
Jeff Redband	All-ECC 3rd Team
Joey Wallace	All-ECC 3rd Team

➤ EAST COAST CONFERENCE PRESEASON POLL

	Pts.	2019-20 Record Overall / ECC
1. St. Thomas Aquina	35	25-5 / 13-3
2. DAEMEN	31	24-8 / 12-4
3. Molloy	20	12-17 / 7-9
4. Roberts Wesleyan	19	7-20 / 4-12
5. Mercy	14	5-21 / 3-13
6. D'Youville	7	5-20 / -

➤ 2020-21 EAST COAST CONFERENCE STANDINGS

	CONFERENCE		OVERALL		STREAK
	W-L	PCT.	W-L	PCT.	
St. Thomas Aq.	8-0	1.000	10-0	1.000	W10
DAEMEN	6-1	.857	6-3	.667	W4
Rob. Wesleyan	4-4	.500	6-6	.500	W2
Molloy	2-4	.333	3-5	.375	W1
Mercy	1-5	.167	1-5	.167	L2
D'Youville	0-7	.000	1-11	.083	L11

* Bridgeport, District of Columbia, Queens and Staten Island have all opted out of the 2020-21 season due to COVID-19

➤ STATISTICAL RANKINGS

Stat	Value	ECC Rank	Nat'l Rank
Pts/Game	86.4	2	14
Opp. Pts/Game	74.4	1	-
FG%	.482	2	38
Opp. FG%	.443	4	84
3-PT%	.366	2	63
Opp. 3-PT%	.361	2	-
3PT/Game	9.9	2	30
FT%	.746	2	52
FT/Game	15.7	1	-
Off. Reb/Game	12.8	2	24
Def. Reb/Game	28.6	1	15
Reb/Game	41.3	1	12
Reb Margin	+8.9	1	5
Ast/Game	18.1	1	7
TO/Game	13.0	1	90
Stl/Game	6.0	6	-
Blk/Game	2.4	5	-



**THE MACDONALD FILE****Daemen College**

Head Coach (2014-Present)

Medaille College

Head Coach (2006-14)

Canisius College

Head Coach (1997-06)

Canisius College

Assistant Coach (1988-97)

MACDONALD YEAR-BY-YEAR

1997-98	13-14, 9-9 MAAC
1998-99	15-12, 11-7 MAAC
1999-00	10-20, 8-10 MAAC
2000-01	20-11, 9-9 MAAC
2001-02	10-20, 5-13 MAAC
2002-03	10-18, 6-12 MAAC
2003-04	10-20, 5-13 MAAC
2004-05	11-18, 8-10 MAAC
2005-06	9-20, 6-12 MAAC
2006-07	11-14, 7-11 AMCC
2007-08	15-13, 9-9 AMCC
2008-09	21-7, 14-4 AMCC
2009-10	24-5, 16-4 AMCC
2010-11	21-8, 15-3 AMCC
2011-12	25-3, 17-1 AMCC
2012-13	18-11, 13-5 AMCC
2013-14	14-12, 13-5 AMCC
2014-15	21-10, 13-7 ECC
2015-16	19-10, 14-6 ECC
2016-17	19-9, 12-6 ECC
2017-18	22-8, 15-3 ECC
2018-19	24-6, 16-2 ECC
2019-20	24-8, 12-4 ECC
2020-21	6-3, 6-1 ECC

OVERALL RECORD (23 SEASONS) 392-280 (.583)
CANISIUS RECORD (9 SEASONS) 108-153 (.414)
MEDAILLE RECORD (8 SEASONS) 149-73 (.671)
DAEMEN RECORD (7 SEASONS) 135-54 (.714)
MIKE MACDONALD**HEAD COACH • SEVENTH SEASON • ST. BONAVENTURE, '88**

A fixture in the college basketball coaching fraternity, Mike MacDonald has been roaming sidelines, mentoring players and giving the occasional earful to referees for the last 32 years, all within Western New York. With previous stops at Canisius College and Medaille College, MacDonald has worked across all three NCAA divisions, racking up nearly 400 victories in 23 seasons as a head coach. His coaching success aside, MacDonald's personable nature and his willingness to give back to the local community have made him one of the most highly thought of people in the WNY sports community.

The 2020-21 season marks MacDonald's seventh at Daemen. Since being introduced as the sixth head coach in the modern history of the program, MacDonald has guided the Wildcats to a 129-51 overall record, an East Coast Conference (ECC) regular season championship and two NCAA tournament berths. Daemen ranks second for total wins among New York State's Division II programs since MacDonald came to Main Street.

The veteran bench boss has presided over Daemen's emergence as a power within the NCAA Division II East Region, a period that's been one of the most successful in program history. The team's 89 wins from the start of the 2016-17 season through the 2019-20 campaign is tied for the most in any four-year stretch dating back to the 1986-87 season. More than half of those wins have come in the last two seasons as MacDonald has led Daemen to back-to-back 24-win campaigns, setting the benchmark for victories during the program's NCAA Division II era. Since the start of the 2018-19 season, the Wildcats have spent a combined 29 weeks ranked in top-25 national polls conducted by the National Association of Basketball Coaches (NABC) and Division II Sports Information Directors of America (D2SIDA), rising as high as No. 8 in both. Daemen has also been ranked in 29 successive D2SIDA regional polls dating back to January of 2018.

The positive momentum has led to numerous opportunities not otherwise afforded to teams from similar institutions, with MacDonald playing a central role. In recent years, MacDonald has taken teams to play exhibition contests against Division I opponents such as Buffalo, Siena and Syracuse. The Wildcats were invited participants at the prestigious Small College Basketball National Hall of Fame Classic to start the 2019-20 season. Daemen also played their first-ever game at Downtown Buffalo's KeyBank Center on November 23, 2019, defeating Wilmington (Del.) in a thriller, 83-81. It was MacDonald's 18th win in the building - the most of any basketball coach in the venue's 24-year history.

After leading Daemen to the ECC regular season title with a 16-2 mark in conference play in 2018-19, MacDonald steered the team into the NCAA tournament for the first time as the Wildcats were awarded an at-large bid as the No. 5 seed in the East Region. Daemen made their NCAA tournament debut on March 16, 2019, falling to fourth-seeded New Haven in an opening round contest played in Manchester, N.H.

Buoyed by All-American Andrew Sischo, the Wildcats were set to return to the NCAA tournament in 2020, again garnering at-large consideration, this time as the No. 8 seed in the East Region. However, the COVID-19 pandemic caused the unprecedented cancellation of NCAA championships before the tournament got underway.

Milestones and accolades have poured in throughout MacDonald's tenure with the Wildcats. His 350th career win came in dramatic fashion on January 18, 2019 as junior guard Breon Harris scored five points in the final 21 seconds to lift the Wildcats past Mercy, 75-74. His 100th win at Daemen came just three weeks later, placing MacDonald among an elite fraternity of coaches who have achieved at least 100 wins while coaching in each of the NCAA's three divisions. That achievement propelled him to HoopDirt.com Division II Coach of the Week honors. MacDonald has also been recognized as a two-time Division II Coach of the Year from the Basketball Coaches Association of New York (BCANY), as well as receiving ECC and NABC District Coach of the Year (both for the 2018-19 season).

MacDonald's tenure got started with a bang. In his return to Canisius' Koessler Athletic Center on November 11, 2014, he led the Wildcats to an 83-81 overtime win against the Division I Golden Griffins, a program he led for nine seasons. His official Daemen debut came just days later as his Wildcats walloped Concordia (N.Y.), 88-50, in the opening round of the ECC-CACC Challenge. It served as a precursor to future success as the Wildcats have posted an 11-1 mark in the ECC-CACC Challenge with MacDonald at the helm.

Later that season, MacDonald helped the Wildcats achieve postseason success despite the loss of two starters to season-ending injuries. With Daemen still ineligible for ECC and NCAA Division II postseason, Daemen elected to partake in the United States Collegiate Athletic Association (USCAA)

Division I National Championships in Uniontown, Pa., entering the tournament as the No. 1 overall seed. While there, MacDonald guided Daemen to wins over No. 8 Indiana-South Bend (69-63), No. 4 Concordia (Ala.) (68-63) and No. 3 Rochester (Mich.) (77-53) to capture the program's first USCAA national title, riding USCAA Division I Player of the Year and National Championships MVP Gerald Beverly to the tourney crown.

In the 2015-16 season - Daemen's first as a full-fledged NCAA Division II member - MacDonald's squad hit their stride after the calendar turned to January, scoring 15 wins in the final 19 games of the regular season. Included in the string was a miraculous 98-96 win over rival Roberts Wesleyan as the Wildcats erased a 22-point deficit over the final six minutes of the contest. After finishing with a 14-6 record in conference play, the Wildcats made their ECC tournament debut with a 103-102 overtime win over Mercy in the semifinals.

Daemen has finished third or better in the ECC standings in each of MacDonald's first six seasons. They've qualified for the conference tournament in each of the five years they've been eligible, advancing to at least the semifinals every season and to the finals in 2016. MacDonald has also played a direct role in mentoring 10 players who account for 18 all-conference selections.

Home court success has been a large part of the program's success through the years, including the MacDonald Era. The Wildcats won their first nine home games under MacDonald, extending the program's Lumsden Gymnasium winning streak to 44 straight games before it was snapped. The Wildcats have posted a 76-14 record in home games under MacDonald's guidance. They've set a new program benchmark for home wins in a season, posting identical 15-1 home records during the 2018-19 and 2019-20 seasons.

Before arriving at Daemen, MacDonald spent eight years (2006-14) leading the NCAA Division III program at Medaille where he transformed the Mavericks into a regional contender. Inheriting a program that went 4-46 in the two years prior to his arrival, MacDonald's version of the Mavericks averaged 18 wins per season, while advancing to the postseason six times.

Medaille's emergence as a Division III power in the Northeast was cemented in MacDonald's final five seasons there, as he led the Mavericks to more wins (101) than any other Division III team in New York State, while ranking 17th nationally in wins during the same time frame. MacDonald was named the Allegheny Mountain Collegiate Conference Coach of the Year on four occasions (2006-07, 2008-09, 2009-10, 2011-12). He left as the school's all-time leader in wins (149) and winning percentage (.671).

Prior to his time at Medaille, MacDonald spent 18 years at Canisius, including a nine-year stint (1997-2006) as head coach. In that time, MacDonald guided the Golden Griffins to 108 wins which ranks him third in program history for coaching victories. While there, he was one of only five coaches in that program's storied history to orchestrate a 20-win season and was named the 2000-01 BCANY Division I Co-Coach of the Year.

Before being elevated to the head coaching post at Canisius, MacDonald worked as an assistant on the Griffs' coaching staff, first under Marty Marbach and later under John Beilein. As Beilein's top assistant, MacDonald helped Canisius reach the 1996 NCAA tournament in addition to two National Invitational Tournament appearances.

In addition to his coaching accomplishments, MacDonald brings a strong connection to the local community. His teams have been active with a number of community organizations in the greater Buffalo community and beyond, including the Boys and Girls Clubs of Buffalo, Blessed Sacrament Athletic Club and Coaches vs. Cancer. In August of 2020, MacDonald received the Jim Satalin Inspiration Award from the American Cancer Society of Western New York in recognition of his dedication and work on behalf of the Coaches vs. Cancer program.

MacDonald and several of his players have also worked with the Drug Enforcement Administration and Mayor Byron Brown's office on Game Changers, a nationally awarded program that provides academic and athletic opportunities for inner-city youths during the summer months.

A 1988 graduate of Saint Bonaventure University, MacDonald additionally serves Daemen as the senior associate athletics director for external relations. He resides in Amherst with his wife, Maura (nee Heary). The couple has raised four children - Matthew, Patrick, Nicholas and Mark. Matthew served as team captain during his collegiate career at the University of Pennsylvania and is now a player development assistant with the Brooklyn Nets. Patrick was a Division III All-American while playing at the State University of New York Maritime College, and is now enlisted in the United States Navy. Nicholas is a sophomore on the basketball team at Niagara University, and Mark is a freshman attending Canisius High School.



➤ **MACDONALD RECORD BY OPPONENT**

Bridgeport	5-8 (.385)
Caldwell	2-0 (1.000)
Concordia (Ala.)	1-0 (1.000)
Concordia (N.Y.)	1-0 (1.000)
Dallas Baptist	1-0 (1.000)
District of Columbia	11-2 (.846)
Dominican (N.Y.)	3-0 (1.000)
Dowling	4-0 (1.000)
D'Youville	3-0 (1.000)
Edinboro	3-0 (1.000)
Felician	3-0 (1.000)
Gannon	0-2 (.000)
Holy Family	0-2 (.000)
Indianapolis	0-1 (.000)
Indiana-South Bend	1-0 (1.000)
Lake Erie	1-1 (.500)
Le Moyne	1-0 (1.000)
LIU Post	7-3 (.700)
Mercy	14-0 (1.000)
Mercyhurst	1-4 (.200)
Missouri Western St.	1-0 (1.000)
Molloy	8-4 (.667)
Nyack	3-0 (1.000)
New Haven	0-1 (.000)
New York Tech	9-3 (.750)
Northwest Missouri St.	0-1 (.000)
Post	1-0 (1.000)
Queens (N.Y.)	10-2 (.833)
Roberts Wesleyan	15-1 (.938)
Rochester (Mich.)	1-0 (1.000)
Saint Anselm	1-1 (.500)
Saint Edward's	1-1 (.500)
Saint Michael's	3-1 (.750)
Saint Rose	3-1 (.750)
Saint Thomas (Fla.)	1-0 (1.000)
Saint Thomas Aquinas	4-12 (.250)
Salem (W.Va.)	2-0 (1.000)
Slippery Rock	2-2 (.500)
Stonehill	0-1 (.000)
U. Sciences	1-0 (1.000)
Washington Adventist	1-0 (1.000)
West Liberty	1-0 (1.000)
Wilmington (Del.)	3-0 (1.000)

➤ **MACDONALD RECORD BY CONFERENCE**

Central Atlantic	16-2 (.889)
Chicagoland	1-0 (1.000)
East Coast	89-30 (.748)
Great Lakes Valley	0-1 (.000)
Great Midwest	1-1 (.500)
Lone Star	2-1 (.667)
Mid-America	1-1 (.500)
Mountain East	1-0 (1.000)
Northeast-10	8-5 (.615)
Pennsylvania State	6-8 (.429)
The Sun	1-0 (1.000)

➤ **MACDONALD RECORD BY REGION**

Atlantic	9-8 (.529)
Central	1-1 (.500)
East	110-36 (.753)
Midwest	1-2 (.333)
South Central	2-1 (.667)

➤ **MACDONALD RECORD BY NON-NCAA OPPONENT**

NAIA	4-0 (1.000)
USCAA	4-0 (1.000)

➤ **MACDONALD RECORD IN POSTSEASON**

Overall	7-6 (.538)
USCAA Tournament	3-0 (1.000)
NCAA Tournament	0-1 (.000)
ECC Tournament	4-5 (.444)

➤ **MACDONALD RECORD BY GAME SPLITS**

Home	80-15 (.842)
Away	47-32 (.595)
Neutral	8-7 (.533)

➤ **MACDONALD MILESTONE WINS****OVERALL**

1	vs. Texas Southern, 11/22/97 (80-69)
100	vs. Siena, 12/11/05 (67-50)
200	vs. Pitt-Bradford, 2/22/11 (97-85)
300	vs. St. Edward's, 11/19/16 (74-64)

AT DAEMEN

1	vs. Concordia (NY), 11/14/14 (85-50)
100	vs. Queens (NY), 2/10/19 (89-63)

➤ **DID YOU KNOW?**

Did you know that Mike MacDonald is among an elite fraternity of coaches to have amassed at least 100 coaching victories in all three NCAA Divisions? MacDonald has recorded 108 wins at the Division I level (Canisius), 129 wins at the Division II level (Daemen) and 149 wins at the Division III level (Medaille).

Did you know that Mike MacDonald is the all-time leader in coaching victories at KeyBank Center in Downtown Buffalo? Daemen's 83-81 victory over Wilmington (Del.) on Nov. 23, 2019 improved MacDonald's record at the downtown venue to 18-11. He has previously recorded 17 wins in the building as the head coach at Canisius from 1997-2006, and it was his first victory there since March 4, 2005.



➤ SEASON & CAREER TOTALS

	2020-21	CAREER*
10+ POINT GAMES		
Z. BASDEN	-	1
T. BOOK	-	2
S. FASOYIRO	8	8
K. HARRIS	5	10
A. MASON	5	5
R. SALZBERG	3	4
A. SISCHO	8	91
T. HOLT	-	1
20+ POINT GAMES		
S. FASOYIRO	2	2
K. HARRIS	2	2
A. MASON	1	1
A. SISCHO	7	52
30+ POINT GAMES		
S. FASOYIRO	1	1
A. SISCHO	4	15
40+ POINT GAMES		
A. SISCHO	1	2
10+ REB GAMES		
S. FASOYIRO	2	2
A. MASON	2	2
A. SISCHO	7	54
5+ ASSIST GAMES		
S. FASOYIRO	3	3
K. HARRIS	2	3
A. MASON	1	1
R. SALZBERG	1	1
A. SISCHO	-	1
10+ ASSIST GAMES		
5+ BLOCK GAMES		
A. SISCHO	-	1
5+ STEAL GAMES		
DOUBLE-DOUBLES		
S. FASOYIRO	1	1
A. MASON	2	2
A. SISCHO	7	54
GAMES STARTED		
S. FASOYIRO	9	9
J. JOHNSON	6	6
K. HARRIS	7	16
J. HEMPHILL	1	1
C. LUKE	-	2
A. MASON	9	9
R. SALZBERG	5	5
A. SISCHO	8	81

*includes games played for Daemen only

FASTBREAK POINTS CONTINUED...

6. **Sean Fasoyiro** and **Andrew Mason** have each spent time playing Robin to Sischo's Batman this season. Fasoyiro is averaging 17.1 points per game - more than double his best season at Franklin Pierce where he played in 81 games over three seasons. Mason has hit double figures in four straight games and ranks fourth nationally with 4.00 assist-turnover ratio.

7. Since the 2013-14 season, St. Thomas Aquinas and Daemen rank first and second respectively in overall and conference victories among all ECC teams. STAC's 177 wins in that span also rank first among all NCAA Division II teams in New York State. Daemen's 156 wins ranks second. The teams have also combined for seven NCAA tournament berths in the last five seasons (STAC 5, Daemen 2).

8. The Wildcats are averaging 18.1 assists per game - best in the ECC and seventh best in all of Division II. It would be Daemen's highest assists per game average since 2012-13 (20.4). The Wildcats also rank in the top 15 nationally with a 1.39 assist-turnover ratio.

9. Fastbreak points have keyed recent Daemen wins. The Wildcats have outscored opponents 31-2 on the break in their last two games. The Wildcats are also limiting opponents to just 64.0 points over the course of their four-game winning streak.

10. Since the 2015-16 season, Daemen and St. Thomas Aquinas have met 14 times, including four postseason clashes. The teams split their regular season meetings last season before STAC got the better of Daemen in the ECC Championship semifinals en route to their fourth title in the last five years.

UNPRECEDENTED SEASON

The ongoing COVID-19 pandemic has wreaked havoc upon collegiate sports with postponements, pauses and cancellations. Daemen, which experienced its own 10-day pause in team activities due to a positive COVID-19 test result, was out of action for 328 days before making their long-awaited season debut on Jan. 29 vs. Gannon. A schedule that includes 12 games overall and 10 ECC contests precedes the ECC Championship which is slated for March 3-7. The limited schedule was comprised with the health and safety of all players, coaches and other Tier 1 personnel in mind, and in accordance with COVID-19 guidelines established by the NCAA.

SUSTAINED SUCCESS

The Daemen program has been built on sustained success, winning at least 19 games in each of the last nine seasons. In that span (2011-20), which encompasses the end of Daemen's NAIA Era, its' NCAA transition period and the first five seasons of full NCAA Division II membership, the Wildcats won 70% of their contests, going 176-75. Looking more recently, Daemen went 70-22 in the last three seasons (.761 winning percentage), and their 89 wins in the last four seasons is the most successful four-year span in program history.

GOING STREAKING

Daemen has embarked on four winning streaks of at least nine games since the start of the 2018-19 season. Last season, the Wildcats put together an 11-game winning streak, covering games played Nov. 2 through Dec. 13 - the longest of Daemen's NCAA Era.

➤ TEAM STATISTICS

	ALL GAMES	HOME	AWAY	NEUTRAL	NON-CONFERENCE	CONFERENCE
RECORD	6-3	4-1	2-2	0-0	0-2	6-1
SCORING	778	440	338	-	140	638
POINTS/GAME	86.4	88.0	84.5	-	70.0	91.1
MARGIN/GAME	+12.0	+20.0	+2.0	-	-15.5	+19.8
FG-ATT	274-569	158-330	116-239	-	48-110	226-459
FG %	.482	.479	.485	-	.436	.492
3-PT FG-ATT	89-243	51-143	38-100	-	12-41	77-202
3-PT %	.366	.357	.380	-	.293	.381
3-PT FG/GAME	9.9	10.2	9.5	-	6.0	11.0
FT-ATT	141-189	73-104	68-85	-	32-48	109-141
FT %	.746	.702	.800	-	.667	.773
FT/GAME	15.7	14.6	17.0	-	16.0	15.6
REBOUNDS	372	228	144	-	60	312
REB/GAME	41.3	45.6	36.0	-	30.0	44.6
REB MARGIN	+8.9	+13.4	+3.2	-	-4.0	+12.6
ASSISTS	163	93	70	-	31	132
ASSISTS/GAME	18.1	18.6	17.5	-	15.5	18.9
TURNOVERS	117	54	63	-	26	91
TO/GAME	13.0	10.8	15.8	-	13.0	13.0
AST/TO RATIO	1.4	1.7	1.1	-	1.2	1.5
STEALS	54	24	30	-	8	46
STL/GAME	6.0	4.8	7.5	-	4.0	6.6
BLOCKS	22	17	5	-	5	17
BLK/GAME	2.4	3.4	1.3	-	2.5	3.4

BACK-TO-BACK

Daemen has won 24 games (NCAA Era program record) and earned at-large bids to the NCAA tournament in each of the last two seasons. The team's 2019 bid was the first in program history, and the Wildcats made their NCAA tournament debut as the No. 5 seed in the East Region, falling in the opening round to fourth-seeded New Haven, 72-67. Daemen was awarded the No. 8 seed in the East Region, however the tournament was canceled before it even began due to the COVID-19 pandemic.

POLL POSITION

Daemen has been among the nationally ranked teams for the third straight season. The Wildcats have been ranked as high as No. 21 in the Division II Sports Information Directors of America (D2SIDA) national media poll and have also received votes in the National Association of Basketball Coaches (NABC) top-25 poll this season. The Wildcats have been ranked 18 times in the D2SIDA poll dating back to the 2018-19 season, rising as high as No. 8, a position they held for three successive weeks early last season. In addition, Daemen is also receiving votes in the D2SIDA East Region media poll. The Wildcats have been ranked in 34 of the last 35 regional polls.

WALKING THE STAGE

Daemen has been hit hard by graduation, losing four starters - **Breon Harris**, **Jay Sarkis**, **Jeff Redband** and **Joey Wallace** - who were each 1,000-point scorers as well as All-ECC honorees at one point or another. Harris, Sarkis and Redband were well entrenched in the Wildcats' lineup, combining for 330 games and 297 starts in their respective careers, and played key roles in leading Daemen to 89 wins.

VETERAN PRESENCE

Daemen will turn to graduate transfer **Sean Fasoyiro** and senior guard **Kyle Harris** to provide a veteran presence on a relatively young roster. A 6-foot-3 guard, Fasoyiro appeared in 81 games over the last three seasons for Franklin Pierce, helping them to a 45-38 record. In 28 games last

season, including eight starts, Fasoyiro produced career-highs in scoring (7.8 ppg), minutes (21.8 mpg), field goal percentage (45.7), three-point percentage (37.5), rebounding (5.0 rpg) and assists (1.3). The Wildcats have had success in recent years on the transfer market, getting successful one-year contributors such as **Joey Wallace** and **Quinn Lee Yaw**. Now in his second season with the program, Harris is Daemen's most experienced returning player after center **Andrew Sischo**. Harris appeared in all 32 games and made nine starts last season when he shot 38% from three-point range and averaged 4.4 points per game.

ALL-WNY PEDIGREE

Mike MacDonald and his staff made a sizable dent in the available WNY talent pool by inking 6-foot guard **Justin Johnson**, 6-foot-6 forward **Justin Hemphill** and 5-foot-11 guard **Tyler Hind** in the program's 2020 recruiting class. Johnson and Hemphill represent the first All-WNY first team selections to commit to Daemen out of high school since **Mark Coppola** in 2010. Hind, a second team All-WNY brings a stellar resume of his own, including 2,244 points which ranks eighth all-time among WNY players. He also set a new WNY record with 400 three-pointers in his career and was named the New York State Class C Player of the Year as a senior.

585 → 716

Daemen has had great success recruiting out of the Rochester area through the years. In fact, of the 11 Daemen players that have earned All-ECC honors since the 2013-14 season, eight of them have been products of Section V high schools. The Wildcats are hoping for continued production from the Rochester pipeline as freshmen guards **Andrew Mason** and **Tony Arnold** join the list of Section V standouts to choose Daemen. Both were All-Greater Rochester selections who graduated as the all-time leading scorers at their respective high schools. Arnold led the Eastridge, the same school that produced former Daemen guard **Supreme Hannah**, to their first sectional

title in some 56 years last winter. Daemen has signed 11 All-Greater Rochester players since 2010.

OPTING OUT

Daemen has had eight players exercise their right to opt out of the 2020-21 season due to COVID-19. These players include guard **Tajmin Holt**, forward **Ryan Bradley** and center **Chris Luke** who all saw regular minutes last season. Each player's decision has been fully supported by the Daemen coaching staff and athletics administration.

UNFAMILIAR TERRITORY

Daemen had won 17 consecutive season openers spanning 2002-18. That streak was snapped last season with their loss to No. 1 Northwest Missouri State. This season, back-to-back losses to Gannon put Daemen at 0-2 for the first time since the 2001-02 season.

HEY ROOKIE

Freshman guard **Andrew Mason** has twice earned ECC Rookie of the Week honors this season. Mason is the sixth Daemen player to be named ECC Rookie of the Week since the Wildcats joined the conference in 2013. Mason netted a career-high 25 points in Daemen's 103-69 win at D'Youville on Feb. 15 - the most for a Daemen freshman since the 2017-18 season when teammate **Andrew Sischo** posted a pair of 25+ point games.

A NEW STREAK

Daemen's 80-75 loss to Roberts Wesleyan on Feb. 11 snapped a series winning streak that had reached 20 games over a span of 10 years. It was the Redhawks' first win over Daemen since Feb. 15, 2011, and also their first home win in the series since Feb. 21, 2007. Daemen earned some redemption with an 85-69 win over RWC on Feb. 17. The Wildcats have won 28 of the last 30 meetings overall and 11 straight home meetings in the series.

➤ SCORING BREAKDOWN (DAEMEN / OPPONENT)

GAME	PTS IN PAINT	PTS OFF TOs	2ND CH. PTS	1ST HALF	2ND HALF	OT	FT	FB	STARTERS	BENCH
GANNON	28 / 36	10 / 15	10 / 9	45 / 29	28 / 47	-	14 / 7	6 / 16	56 / 53	17 / 23
at Gannon	36 / 30	14 / 13	7 / 8	40 / 43	27 / 52	-	18 / 12	6 / 6	56 / 56	11 / 39
at Roberts Wesleyan	48 / 58	10 / 24	22 / 15	42 / 28	51 / 58	-	25 / 16	10 / 16	81 / 56	12 / 30
D'YOUVILLE	46 / 24	9 / 9	22 / 2	47 / 40	55 / 37	-	21 / 12	20 / 0	79 / 45	23 / 32
at Roberts Wesleyan	38 / 46	7 / 18	10 / 8	36 / 35	39 / 45	-	5 / 13	4 / 8	56 / 69	19 / 11
at D'Youville	26 / 26	19 / 12	18 / 13	49 / 39	54 / 30	-	20 / 9	10 / 4	78 / 31	25 / 38
ROBERTS WESLEYAN	34 / 26	19 / 14	21 / 0	43 / 31	42 / 38	-	13 / 6	7 / 20	79 / 63	6 / 6
MERCY	32 / 28	22 / 7	9 / 18	44 / 27	38 / 24	-	8 / 2	18 / 0	74 / 30	8 / 21
D'YOUVILLE	52 / 34	18 / 5	17 / 13	51 / 32	47 / 35	-	17 / 10	13 / 2	82 / 43	16 / 24
at St. Thomas Aquinas										
at St. Thomas Aquinas										

➤ WIN/LOSS BREAKDOWN

AT HOME	4-1
TRUE ROAD GAME	2-2
NEUTRAL SITE GAME	0-0
IN NOVEMBER	0-0
IN DECEMBER	0-0
IN JANUARY	0-2
IN FEBRUARY	6-1
IN MARCH	0-0
LEAD AT HALFTIME	6-2
TIED AT HALFTIME	0-0
TRAIL AT HALFTIME	0-1
SCORE LESS THAN 60 PTS	0-0
SCORE 60-69 PTS	0-1
SCORE 70-79 PTS	0-2
SCORE 80-89 PTS	2-0
SCORE 90-99 PTS	2-0
SCORE 100+ PTS	2-0
ALLOW LESS THAN 60 PTS	1-0
ALLOW 60-69 PTS	3-0
ALLOW 70-79 PTS	1-1
ALLOW 80-89 PTS	1-1
ALLOW 90-99 PTS	0-1
ALLOW 100+ PTS	0-0
+ REBOUND MARGIN	6-2
- REBOUND MARGIN	0-1
REBOUNDS ARE TIED	0-0
SHOOT 50% OR BETTER	3-1
SHOOT UNDER 50%	3-2
OPPONENT SHOOTS 50% +	0-2
OPPONENT SHOOTS > 50%	6-1
ON MONDAYS	2-0
ON TUESDAYS	0-0
ON WEDNESDAYS	3-0
ON THURSDAYS	0-1
ON FRIDAYS	0-1
ON SATURDAYS	1-0
ON SUNDAYS	0-1

➤ MISCELLANEOUS

STARTING LINEUPS

W/L	G	G	G/F	G/F	C/F
0-2	Johnson	Salzberg	Fasoyiro	Mason	Sischo
2-1	Johnson	Harris	Fasoyiro	Mason	Sischo
1-0	Johnson	Harris	Fasoyiro	Mason	Hemphill
3-0	Salzberg	Harris	Fasoyiro	Mason	Sischo

WIN/LOSS MARGIN

	1	2	3	4	5	6	7	8	9	10	11-15	16-20	20-29	30+
Wins							1					1	1	3
Losses			1		1								1	

LEADS & DEFICITS

Daemen's Biggest Halftime Lead	19 vs. D'Youville (02/24/21)
Daemen's Biggest Halftime Lead Lost	16 vs. Gannon (01/29/21)
Daemen's Biggest Halftime Deficit	3 @ Gannon (01/31/21)
Daemen Biggest Halftime Deficit Overcome	-
Daemen's Biggest Margin Of Victory	34 @ D'Youville (02/15/21)
Daemen's Biggest Margin Of Defeat	25 @ Gannon (01/31/21)

DOUBLE-FIGURE SCORING

Andrew Sischo	8
Sean Fasoyiro	8
Kyle Harris	5
Andrew Mason	5
Ryan Salzberg	3

DOUBLE-FIGURE REBOUNDING

Andrew Sischo	7
Sean Fasoyiro	2
Andrew Mason	2

DOUBLE-DOUBLES

Andrew Sischo	7
Andrew Mason	2
Sean Fasoyiro	1

20-POINT SCORERS

Andrew Sischo	7
Kyle Harris	2
Sean Fasoyiro	2
Andrew Mason	1

30-POINT SCORERS

Andrew Sischo	4
Sean Fasoyiro	1

➤ GAME-BY-GAME STARTING LINEUPS

GAME	RESULT	GUARD	GUARD	GUARD/FORWARD	GUARD/FORWARD	CENTER
GANNON	L, 76-73	Johnson	Salzberg	Fasoyiro	Mason	Sischo
at Gannon	L, 95-67	Johnson	Salzberg	Fasoyiro	Mason	Sischo
at Roberts Wesleyan	W, 93-86	Johnson	Harris	Fasoyiro	Mason	Sischo
D'YOUVILLE	W, 102-77	Johnson	Harris	Fasoyiro	Mason	Sischo
at Roberts Wesleyan	L, 90-75	Johnson	Harris	Fasoyiro	Mason	Sischo
at D'Youville	W, 103-69	Johnson	Harris	Fasoyiro	Mason	Hemphill
ROBERTS WESLEYAN	W, 85-69	Salzberg	Harris	Fasoyiro	Mason	Sischo
MERCY	W, 82-51	Salzberg	Harris	Fasoyiro	Mason	Sischo
D'YOUVILLE	W, 98-67	Salzberg	Harris	Fasoyiro	Mason	Sischo
at St. Thomas Aquinas						
at St. Thomas Aquinas						

➤ IN THE POLLS

NABC COACHES

Date: Feb. 22, 2021

Rk	School	W-L	Pts.
1	Northwest Missouri State	19-1	399
2	West Texas A&M	11-1	370
3	Truman State	16-1	355
4	Mercyhurst	10-0	352
5	Colorado Mesa	16-1	340
6	Lubbock Christian	16-0	319
7	Colorado Mines	13-1	308
8	Northern State	15-1	297
9	Hillsdale	17-1	276
10	Texas A&M-Kingsville	13-1	251
11	St. Thomas Aquinas	9-0	232
12	Lincoln Memorial	16-3	199
13	Northwest Nazarene	10-1	196
14	Flagler	11-2	182
15	Alabama Huntsville	12-2	173
16	Charleston (W.Va.)	12-2	148
17	Queens (N.C.)	13-4	136
18	Dallas Baptist	13-3	127
19	Point Loma	6-1	118
20	West Liberty	10-3	104
21	Findlay	15-4	87
22	Gannon	8-1	62
23	Valdosta State	12-4	42
24	Fairmont State	10-2	40
25	Washburn	14-5	37

Receiving votes: Lee 12, Southern Indiana 12, Georgia College 9, MSU Moorhead 4, Emmanuel 3, Hawaii Hilo 3, Arkansas Monticello 2, Carson-Newman 2, Southwest Baptist 2, Oklahoma Baptist 1

Dropped out: Southern Indiana (24)

D2SIDA MEDIA

Date: Feb. 22, 2021

Rk	School	W-L	Pts.
1	Northwest Missouri State	19-1	398
2	Lubbock Christian	16-0	368
3	Truman State	16-1	367
4	Northern State	15-1	319
5	St. Thomas Aquinas	9-0	288
6	Alabama Huntsville	12-2	287
7	Colorado Mesa	16-1	284
7	West Texas A&M	11-1	284
9	Hillsdale	17-1	277
10	Colorado Mines	13-1	235
11	Flagler	11-2	227
12	Charleston (W.Va.)	12-2	222
13	Point Loma	6-1	205
14	Lincoln Memorial	16-3	195
15	Northwest Nazarene	10-1	185
16	Mercyhurst	10-0	155
17	Texas A&M-Kingsville	13-1	130
18	Queens (N.C.)	13-4	127
19	Washburn	14-5	125
20	Valdosta State	12-4	121
21	West Liberty	10-3	104
22	Southern Indiana	11-4	66
23	Dallas Baptist	13-3	55
24	Lee	11-4	42
25	Hawaii Hilo	7-1	38

Receiving votes: Missouri-St. Louis 19, Fairmont State 17, Findlay 15, Belmont Abbey 14, MSU Moorhead 12, Bloomfield 7

Dropped out: Findlay (24)

D2SIDA EAST REGION POLL

Date: Feb. 8, 2021

Rk	School	W-L	Pts	Prev
1	St. Thomas Aquinas	2-0	36	1
2	Dominican (N.Y.)	2-0	30	2
3	Caldwell	2-1	18	NR
4	Roberts Wesleyan	3-2	15	5
5	Molloy	1-1	14	4
6	Bloomfield	2-2	5	3

Receiving votes: Nyack 4, Daemen 4

DAEMEN IN THE POLLS

Date	NABC	D2SIDA	REGION
Preseason	RV	RV	3
Dec. 17	RV	-	-
Jan. 4	-	-	-
Jan. 11/12	RV	21	2
Jan. 18/19	RV	23	2
Jan. 25/26	RV	T25	2
Feb. 1/2	-	-	6
Feb. 8/9	-	-	RV
Feb. 16	-	-	N/A
Feb. 22	-	-	N/A

REGIONAL ADVISORY COMMITTEE

Teams Under NCAA Tournament Consideration (East Region)

Bloomfield
Caldwell
Daemen
Dominican (N.Y.)
Felician
Nyack
St. Rose
St. Thomas Aquinas

➤ DEFENDING THE DEN

Success on their home floor has been a staple of Daemen's rise within the NCAA Division II ranks. The Wildcats have won 10+ home games in eight of the last nine seasons, including identical 15-1 records in the last two seasons which established a new program benchmark for homecourt victories. Dating back to the 2017-18 season, Daemen has won 41 of their last 45 home games. Since joining the ECC (2013-14 season), Daemen is 59-10 in home conference games (.855 win %). The Wildcats are also 69-13 at home during the program's NCAA era (.841 win %). In the 20 seasons from 2000-01 through 2019-20, the Wildcats won 83% of all home games, going 220-45.

HOME RECORDS SINCE 2000-01

Season	W-L	Pct.
2000-01	11-3	.786
2001-02	8-4	.667
2002-03	10-2	.833
2003-04	11-0	1.000
2004-05	12-2	.857
2005-06	10-2	.833
2006-07	9-3	.750
2007-08	9-3	.750
2008-09	10-2	.833
2009-10	9-3	.750
2010-11	9-7	.563
2011-12	11-1	.917
2012-13	12-0	1.000
2013-14	13-0	1.000
2014-15	11-2	.846
2015-16	9-5	.643
2016-17	14-2	.875
2017-18	12-3	.800
2018-19	15-1	.938
2019-20	15-1	.938
2020-21	4-1	.800



➤ THE LAST TIME

THE LAST TIME A DAEMEN PLAYER...

Scored 20-29 points	Andrew Sischo (25) vs. D'Youville, 02/24/21
Scored 30-39 points	Sean Fasoyiro (31) vs. D'Youville, 02/24/21
Scored 40-49 points	Andrew Sischo (42) at Roberts Wesleyan, 02/08/21
Made 10+ field goals	Sean Fasoyiro (12) vs. D'Youville, 02/24/21
Made 10+ free throws	Andrew Sischo (10-11) at Roberts Wesleyan, 02/08/21
Made 5-9 three-pointers	Andrew Mason (5-9), Kyle Harris (5-9) at D'Youville, 02/15/21
Made 10+ three-pointers	David Skolen (12-18) vs. Waynesburg, 11/15/89
Had 10-14 rebounds	Andrew Sischo (12) vs. D'Youville, 02/24/21
Had 15-19 rebounds	Andrew Sischo (17) vs. Roberts Wesleyan, 02/17/21
Had 20+ rebounds	Andrew Sischo (21) vs. D'Youville, 02/10/21
Had 10+ assists	Darius Garvin (10) at St. Thomas Aquinas, 02/02/18
Had 5+ blocks	Andrew Sischo (5) vs. Felician, 11/08/19
Had 5+ steals	Breon Harris (6) at NY Tech, 03/01/20
Had a double-double	Andrew Sischo (25 pts / 12 rebs) vs. D'Youville, 02/24/21
Had a triple-double	Gerald Beverly (17 pts / 17 reb / 12 blk) vs. St. Thomas (Fla.), 12/17/14
Had 20 points and 20 rebounds	Andrew Sischo (31 pts / 21 reb) vs. D'Youville, 02/10/21
Had consecutive double-doubles	Andrew Sischo (10), 02/28/20 - 02/17/21
Scored go-ahead points in final 15 seconds of win	Deion Hamilton (FG w/ 14 seconds remaining) vs. St. Thomas Aquinas, 01/25/19

THE LAST TIME A DAEMEN TEAM...

Allowed 50 points or fewer	vs. Dominican (W, 60-49), 11/12/16
Won by 20-29 points	vs. D'Youville (W, 102-77), 02/10/21
Won by 30+ points	vs. D'Youville (W, 98-67), 02/24/21
Scored 90-99 points	vs. D'Youville (W, 98-67), 02/24/21
Scored 100+ points	at D'Youville (W, 103-69), 02/15/21
Had 50+ rebounds	vs. D'Youville (57), 02/10/21
Shot 50%+ from the field	vs. D'Youville (37-68, 54.4%), 02/24/21
Shot 60%+ from the field	at St. Rose (34-56, 62.5%), 12/19/19
Shot 50%+ from three-point range (min. 10 att)	vs. Roberts Wesleyan (12-24, 50%), 02/17/21
Shot 60%+ from three-point range (min. 10 att)	vs. NY Tech (10-16, 62.5%), 01/14/18
Shot 90%+ from free throw line (min. 10 at)	at Queens (12-13, 92.3%), 02/09/20
Finished without a three-point field goal	vs. Queens (0-12), 11/09/12
Made 10-14 three-pointers	vs. Mercy (14-33), 02/20/21
Made 15+ three-pointers	at D'Youville (17-34), 02/15/21
Had 10+ blocked shots	vs. Indianapolis (10), 12/18/14
Had 10+ steals	at D'Youville (10), 02/15/21
Had 20+ assists	at D'Youville (21), 02/15/21
Had 4 players in double figures	vs. Mercy, 02/20/21
Had 5 players in double figures	vs. St. Thomas Aquinas, 02/14/20
Had 6 players in double figures	vs. Dist. Columbia, 01/27/19
Had all 5 starters in double figures	vs. St. Thomas Aquinas, 02/14/20
Had 2 players score 20+ points	vs. D'Youville (Fasoyiro 31, Sischo 25), 02/24/21
Had 2 or more players with 10+ rebounds	vs. Roberts Wesleyan (Sischo 17, Fasoyiro 11, Mason 10), 02/17/21
Had 2 or more players record a double-double	vs. Roberts Wesleyan (Sischo, Mason), 02/17/21
Won in overtime	vs. Dist. Columbia (W, 93-90), 02/21/20
Lost in overtime	at NY Tech (L, 85-82), 03/01/20
Scored 80 points or more and lost	at NY Tech (L, 85-82), 03/01/20
Scored 90 points or more and lost	at Dominican (L, 98-93, OT), 01/07/14
Allowed 60 points or fewer and lost	vs. St. Thomas Aquinas (L, 60-57), 03/03/18
Played a nationally-ranked opponent	vs. #18/#18 St. Thomas Aquinas (L, 91-78), 03/07/20
Defeated a nationally-ranked opponent	vs. #12/#15 St. Thomas Aquinas (W, 81-77), 02/14/20



ANDREW SISCHO

Redshirt Senior | Center | 6-9 | 240 | Guilderland, N.Y. | Guilderland High School

CAREER HIGHS

vs. Queens (3/4/20)	47
vs. Molloy (2/16/18)	23
vs. NW Missouri St. (11/1/19)	5
2x, last at St. Rose (12/19/19)	4
vs. Felician, 11/8/19	5
vs. Queens (3/4/20)	19
vs. Queens (3/4/20)	2
vs. Molloy (2/16/18)	12
vs. Molloy (2/16/18)	45

SEASON HIGHS

POINTS	42	at R. Wesleyan (02/08/21)
REBOUNDS	21	vs. D'Youville (02/10/21)
ASSISTS	3	at Gannon (01/31/21)
STEALS	2	at R. Wesleyan (02/08/21)
BLOCKS	2	vs. D'Youville (02/10/21)
FG MADE	16	at R. Wesleyan (02/08/21)
3FG MADE	1	vs. Mercy (02/20/21)
FT MADE	10	at R. Wesleyan (02/08/21)
MINUTES	38	vs. R. Wesleyan (02/17/21)

SEASON STATS

PPG	RPG	APG	BPG	MPG	FG%	3FG%	FT%
27.4	13.8	1.1	0.6	33.0	.608	.125	.721

IN THE RECORD BOOKS

DAEMEN	
CAREER PTS/GM	21.0 (1ST)
CAREER POINTS	2039 (1ST)
CAREER FG	809 (1ST)
CAREER FG%	60.3 (3RD)
CAREER FT	400 (5TH)
CAREER REB/GM	10.5 (1ST)
CAREER REBOUNDS	1016 (2ND)
CAREER BLOCKS	93 (7TH)
SEASON PTS/GM	24.9 (2ND)
SEASON POINTS	773 (1ST)
SEASON FG	298 (1ST)
SEASON FG%	64.5 (2ND)
SEASON FT	164 (4TH)
SEASON REB/GM	11.7 (3RD)
SEASON REBOUNDS	362 (3RD)
GAME POINTS	47 (1ST)
GAME FG	19 (1ST)

EAST COAST CONFERENCE	
CAREER POINTS	2039 (2ND)
CAREER FG	809 (2ND)
CAREER REBOUNDS	1016 (4TH)
SEASON PTS/GM	24.9 (4TH)
SEASON POINTS	773 (1ST)
SEASON REBOUNDS	362 (8TH)
SEASON FG	298 (1ST)
SEASON FG%	64.5 (8TH)

BIG MAN ON CAMPUS

Redshirt senior center **Andrew Sischo**, the two-time East Coast Conference and East Region Player of the Year and a consensus All-American, headlines Daemen's returning players. Sischo has already cemented his place among Daemen's all-time great players by racking up 1,820 points, 906 rebounds and a program-record 722 field goals in his first three collegiate seasons. Sischo's 2019-20 season was one for the record books as well. He set Daemen and ECC records for points (773) and field goals (298) in a season, led the country in total rebounds (362) and double-doubles (22) and became the first Division II player since the 2010-11 season to average at least 24 points and 11 rebounds per game while shooting at least 64% from the field. He enters the season having scored 20+ points 45 times in his career, including a record 47-point outburst in the opening round of the ECC Championship tournament last March. Already this season, he's been named a Preseason All-American by Basketball Times, as well as the ECC Preseason Player of the Year - an honor he's now earned in three straight seasons.

DOUBLE-DOUBLE YOUR DELIGHTMENT

Andrew Sischo has been a double-double machine throughout his career, racking up 54 of them in 97 games - the most for a Daemen player since Gerald Beverly totaled 46 double-doubles in his career spanning 2011-15. In his sophomore and junior seasons alone, Sischo recorded a double-double in more two-thirds of the games he appeared in (39 double-doubles in 58 games). Sischo's 22 double-doubles in 2019-20 led all Division II players.

BEST OF THE BEST

During Daemen's game vs. Roberts Wesleyan on Feb. 11, 2021, **Andrew Sischo** became the program's all-time leading scorer, surpassing the 29-year old benchmark of 1,962 points set by **Robert Robinson**. In 97 career games, Sischo has totaled 2,039 points and 1,016 rebounds. He stands as the only player in program history with at least 1,800 points and 900 rebounds. Also the program's all-time leader in field goals (809), Sischo ranks second in rebounding, and he has placed himself among impressive company within ECC history, ranking second in field goals and scoring and fourth in rebounding.

NOTABLE AWARDS

2X D2CCA ALL-AMERICAN
1X NABC ALL-AMERICAN
COSIDA ACADEMIC ALL-AMERICAN
2X NABC HONORS COURT
2X EAST REGION PLAYER OF THE YEAR
2X NABC ALL-DISTRICT
3X FIRST-TEAM ALL-ECC
2X ECC PLAYER OF THE YEAR
2X USBWA DIVISION II NATIONAL PLAYER OF THE WEEK
13X ECC PLAYER OF THE WEEK
2017-18 ECC ROOKIE OF THE YEAR

CAREER STATS

Season	GP-GS	Min	FG-FGA	Pct.	3PT-A	Pct.	FT-FTA	Pct.	Reb	Avg.	PF-DQ	Ast	TO	Blk	Stl	Pts	Avg.
2017-18	30-18	706	195-345	.565	3-17	.176	69-106	.651	261	8.7	71-0	28	65	25	11	462	15.4
2018-19	28-26	834	229-391	.586	4-8	.500	123-169	.728	283	10.1	72-0	30	58	28	24	585	20.9
2019-20	31-29	1052	298-462	.645	13-29	.448	164-222	.739	362	11.7	100-1	49	102	35	27	773	24.9
2020-21	8-8	264	87-143	.608	1-8	.125	44-61	.721	110	13.8	26-2	9	27	5	3	219	27.4
Totals	97-81	2856	809-1341	.603	21-62	.339	400-558	.717	1016	10.5	269-3	116	250	93	65	2039	21.0

2 SEAN FASOYIRO

G | 6-3 | Graduate Student
Houston, Texas | Franklin Pierce U.

TOP PERFORMANCES

Points

Season 31 vs. D'Youville (02/24/21)
Career 31 vs. D'Youville (02/24/21)

Rebounds

Season 11 (2x) vs. R. Wes. (02/17/21)
Career 11 (3x) vs. R. Wes. (02/17/21)

Field Goals Made

Season 12 vs. D'Youville (02/24/21)
Career 12 vs. D'Youville (02/24/21)

3-Point Field Goals Made

Season 4 vs. D'Youville (02/24/21)
Career 4 (2x) vs. D'Youville (02/24/21)

Free Throws Made

Season 8 at D'Youville (02/15/21)
Career 8 (2x) at D'Youville (02/15/21)

Assists

Season 7 vs. R. Wesleyan (02/17/21)
Career 7 vs. R. Wesleyan (02/17/21)

Blocks

Season 3 vs. D'Youville (02/24/21)
Career 3 vs. D'Youville (02/24/21)

Steals

Season 4 vs. D'Youville (02/24/21)
Career 4 (2x) vs. D'Youville (02/24/21)

Minutes Played

Season 37 at R. Wesleyan (02/08/21)
Career 37 (2x) at R. Wes. (02/08/21)

CAREER TOTALS

Points	651
Rebounds	374
Assists	106
Blocks	25
Steals	65

MISCELLANEOUS

Games Played	90
Games Started	24
Double-Doubles	2
10+ Points	27
20+ Points	3
10+ Rebounds	3
10+ Assists	0

3 TYLER HIND

G | 5-11 | Freshman
Randolph, N.Y. | Randolph Central

TOP PERFORMANCES

Points

Season 7 vs. D'Youville (02/24/21)
Career 7 vs. D'Youville (02/24/21)

Rebounds

Season 4 vs. Mercy (02/20/21)
Career 4 vs. Mercy (02/20/21)

Field Goals Made

Season 3 vs. D'Youville (02/24/21)
Career 3 vs. D'Youville (02/24/21)

3-Point Field Goals Made

Season 2 vs. D'Youville (02/10/21)
Career 2 vs. D'Youville (02/10/21)

Free Throws Made

Season 1 at Gannon (01/31/21)
Career 1 at Gannon (01/31/21)

Assists

Season 2 (2x) vs. D'Youville (02/24/21)
Career 2 (2x) vs. D'Youville (02/24/21)

Blocks

Season -
Career -

Steals

Season 1 (2x) at D'Youville (02/15/21)
Career 1 (2x) at D'Youville (02/15/21)

Minutes Played

Season 17 vs. D'Youville (02/24/21)
Career 17 vs. D'Youville (02/24/21)

CAREER TOTALS

Points	25
Rebounds	7
Assists	7
Blocks	0
Steals	2

MISCELLANEOUS

Games Played	9
Games Started	0
Double-Doubles	0
10+ Points	0
20+ Points	0
10+ Rebounds	0
10+ Assists	0

4 KYLE HARRIS

G | 6-3 | Senior
Buffalo, N.Y. | Erie CC

TOP PERFORMANCES

Points

Season 22(2x) at D'Youville (02/15/21)
Career 22(2x) at D'Youville (02/15/21)

Rebounds

Season 6 (2x) vs. D'Youville (02/24/21)
Career 8 vs. NY Tech (01/26/20)

Field Goals Made

Season 8 at D'Youville (02/15/21)
Career 8 at D'Youville (02/15/21)

3-Point Field Goals Made

Season 5 at D'Youville (02/15/21)
Career 5 at D'Youville (02/15/21)

Free Throws Made

Season 4 vs. D'Youville (02/10/21)
Career 4 vs. D'Youville (02/10/21)

Assists

Season 8 at R. Wesleyan (02/08/21)
Career 8 at R. Wesleyan (02/08/21)

Blocks

Season 2 vs. D'Youville (02/24/21)
Career 2 vs. D'Youville (02/24/21)

Steals

Season 2 at R. Wesleyan (02/08/21)
Career 2 (3x) at R. Wes. (02/08/21)

Minutes Played

Season 38 at R. Wesleyan (02/11/21)
Career 38 at R. Wesleyan (02/11/21)

CAREER TOTALS

Points	246
Rebounds	118
Assists	62
Blocks	7
Steals	13

MISCELLANEOUS

Games Played	41
Games Started	16
Double-Doubles	0
10+ Points	10
20+ Points	2
10+ Rebounds	0
10+ Assists	0

5 RYAN SALZBERG

G | 6-4 | Sophomore
Manlius, N.Y. | Bridgton Academy

TOP PERFORMANCES

Points

Season 17 at R. Wesleyan (02/11/21)
Career 17 at R. Wesleyan (02/11/21)

Rebounds

Season 4 at D'Youville (02/15/21)
Career 4 at D'Youville (02/15/21)

Field Goals Made

Season 6 at R. Wesleyan (02/11/21)
Career 6 at R. Wesleyan (02/11/21)

3-Point Field Goals Made

Season 4 at R. Wesleyan (02/11/21)
Career 4 at R. Wesleyan (02/11/21)

Free Throws Made

Season 3 at D'Youville (02/15/21)
Career 3 at D'Youville (02/15/21)

Assists

Season 5 at R. Wesleyan (02/11/21)
Career 5 at R. Wesleyan (02/11/21)

Blocks

Season 1 at Gannon (01/31/21)
Career 1 at St. Anselm (01/01/20)

Steals

Season 1 (3x) vs. R. Wes. (02/17/21)
Career 2 (2x) vs. NY Tech (01/26/20)

Minutes Played

Season 32 vs. Gannon (01/29/21)
Career 32 vs. Gannon (01/29/21)

CAREER TOTALS

Points	100
Rebounds	25
Assists	29
Blocks	2
Steals	9

MISCELLANEOUS

Games Played	32
Games Started	5
Double-Doubles	0
10+ Points	4
20+ Points	0
10+ Rebounds	0
10+ Assists	0

10 TONY ARNOLD

G | 6-1 | Freshman
Rochester, N.Y. | Eastridge

TOP PERFORMANCES

Points

Season 1 vs. Gannon (01/29/21)
Career 1 vs. Gannon (01/29/21)

Rebounds

Season 2 vs. D'Youville (02/10/21)
Career 2 vs. D'Youville (02/10/21)

Field Goals Made

Season -
Career -

3-Point Field Goals Made

Season -
Career -

Free Throws Made

Season 1 vs. Gannon (01/29/21)
Career 1 vs. Gannon (01/29/21)

Assists

Season 2 (2x) vs. D'Youville (02/10/21)
Career 2 (2x) vs. D'Youville (02/10/21)

Blocks

Season -
Career -

Steals

Season 1 at R. Wesleyan (02/11/21)
Career 1 at R. Wesleyan (02/11/21)

Minutes Played

Season 9 at Gannon (01/31/21)
Career 9 at Gannon (01/31/21)

CAREER TOTALS

Points	1
Rebounds	4
Assists	5
Blocks	0
Steals	1

MISCELLANEOUS

Games Played	5
Games Started	0
Double-Doubles	0
10+ Points	0
20+ Points	0
10+ Rebounds	0
10+ Assists	0

14 DA'SHAWN HINES

G | 5-10 | Redshirt Junior
Amherst, N.Y. | Amherst

TOP PERFORMANCES

Points

Season 6 (2x) vs. R. Wes. (02/17/21)
Career 6 (2x) vs. R. Wes. (02/17/21)

Rebounds

Season 1 (3x) at D'Youville (02/15/21)
Career 1 (4x) at D'Youville (02/15/21)

Field Goals Made

Season 2 (2x) vs. R. Wes. (02/17/21)
Career 2 (3x) vs. R. Wes. (02/17/21)

3-Point Field Goals Made

Season 2 (2x) vs. R. Wes. (02/17/21)
Career 2 (2x) vs. R. Wes. (02/17/21)

Free Throws Made

Season 1 at D'Youville (02/15/21)
Career 1 (2x) at D'Youville (02/15/21)

Assists

Season 1 (3x) vs. R. Wes. (02/17/21)
Career 2 at Mercy (12/13/19)

Blocks

Season -
Career -

Steals

Season 2 at D'Youville (02/15/21)
Career 2 at D'Youville (02/15/21)

Minutes Played

Season 13 at R. Wesleyan (02/08/21)
Career 13 at R. Wesleyan (02/08/21)

CAREER TOTALS

Points	29
Rebounds	4
Assists	6
Blocks	0
Steals	4

MISCELLANEOUS

Games Played	31
Games Started	0
Double-Doubles	0
10+ Points	0
20+ Points	0
10+ Rebounds	0
10+ Assists	0

20 JUSTON JOHNSON

G | 6-0 | Freshman
Buffalo, N.Y. | Tennessee Prep

TOP PERFORMANCES

Points

Season 8 at D'Youville (02/15/21)
Career 8 at D'Youville (02/15/21)

Rebounds

Season 5 vs. D'Youville (02/24/21)
Career 5 vs. D'Youville (02/24/21)

Field Goals Made

Season 2 (2x) at D'Youville (02/15/21)
Career 2 (2x) at D'Youville (02/15/21)

3-Point Field Goals Made

Season 2 at D'Youville (02/15/21)
Career 2 at D'Youville (02/15/21)

Free Throws Made

Season 4 at Gannon (01/31/21)
Career 4 at Gannon (01/31/21)

Assists

Season 4 (2x) vs. D'Youville (02/24/21)
Career 4 (2x) vs. D'Youville (02/24/21)

Blocks

Season 1 vs. D'Youville (02/24/21)
Career 1 vs. D'Youville (02/24/21)

Steals

Season 3 (2x) vs. D'Youville (02/24/21)
Career 3 (2x) vs. D'Youville (02/24/21)

Minutes Played

Season 30 at D'Youville (02/15/21)
Career 30 at D'Youville (02/15/21)

CAREER TOTALS

Points	24
Rebounds	12
Assists	16
Blocks	1
Steals	9

MISCELLANEOUS

Games Played	7
Games Started	6
Double-Doubles	0
10+ Points	0
20+ Points	0
10+ Rebounds	0
10+ Assists	0

21 SAYEED OSORIO

G | 6-1 | Junior
New York, N.Y. | Holcombe Rucker

TOP PERFORMANCES

Points

Season 4 vs. D'Youville (02/24/21)
Career 4 vs. D'Youville (02/24/21)

Rebounds

Season 3 vs. D'Youville (02/24/21)
Career 3 vs. D'Youville (02/24/21)

Field Goals Made

Season 2 vs. D'Youville (02/24/21)
Career 2 vs. D'Youville (02/24/21)

3-Point Field Goals Made

Season -
Career -

Free Throws Made

Season -
Career -

Assists

Season -
Career -

Blocks

Season -
Career -

Steals

Season -
Career -

Minutes Played

Season 4 vs. D'Youville (02/24/21)
Career 4 vs. D'Youville (02/24/21)

CAREER TOTALS

Points	6
Rebounds	6
Assists	0
Blocks	0
Steals	0

MISCELLANEOUS

Games Played	5
Games Started	0
Double-Doubles	0
10+ Points	0
20+ Points	0
10+ Rebounds	0
10+ Assists	0

23 JUSTIN HEMPHILL

F | 6-6 | Freshman
Buffalo, N.Y. | Cardinal O'Hara

TOP PERFORMANCES

Points

Season 6 (2x) vs. D'Youville (02/10/21)
Career 6 (2x) vs. D'Youville (02/10/21)

Rebounds

Season 4 at D'Youville (02/15/21)
Career 4 at D'Youville (02/15/21)

Field Goals Made

Season 2 (4x) at D'Youville (02/15/21)
Career 2 (4x) at D'Youville (02/15/21)

3-Point Field Goals Made

Season -
Career -

Free Throws Made

Season 2 (2x) vs. D'Youville (02/10/21)
Career 2 (2x) vs. D'Youville (02/10/21)

Assists

Season 2 at R. Wesleyan (02/11/21)
Career 2 at R. Wesleyan (02/11/21)

Blocks

Season 2 (2x) vs. D'Youville (02/10/21)
Career 2 (2x) vs. D'Youville (02/10/21)

Steals

Season 2 (2x) at R. Wes. (02/11/21)
Career 2 (2x) at R. Wes. (02/11/21)

Minutes Played

Season 20 vs. D'Youville (02/10/21)
Career 20 vs. D'Youville (02/10/21)

CAREER TOTALS

Points	23
Rebounds	13
Assists	5
Blocks	6
Steals	5

MISCELLANEOUS

Games Played	6
Games Started	1
Double-Doubles	0
10+ Points	0
20+ Points	0
10+ Rebounds	0
10+ Assists	0

24**ZIV
BASDEN**F | 6-5 | Redshirt Junior
Nassau, Bahamas | Redemption Chr.**TOP PERFORMANCES****Points**Season 7 at D'Youville (02/15/21)
Career 13 at LIU Post (12/14/18)**Rebounds**Season 9 at D'Youville (02/15/21)
Career 9 (2x) at D'Youville (02/15/21)**Field Goals Made**Season 3 at D'Youville (02/15/21)
Career 5 at LIU Post (12/14/18)**3-Point Field Goals Made**Season -
Career -**Free Throws Made**Season 1 (2x) vs. D'Youville (02/24/21)
Career 3 at LIU Post (12/14/18)**Assists**Season 2 at D'Youville (02/15/21)
Career 2 at D'Youville (02/15/21)**Blocks**Season -
Career 1 vs. R. Wesleyan (12/07/19)**Steals**Season 1 (2x) vs. D'Youville (02/24/21)
Career 1 (4x) vs. D'Youville (02/24/21)**Minutes Played**Season 19 at D'Youville (02/15/21)
Career 21 at LIU Post (12/14/18)**CAREER TOTALS**Points 62
Rebounds 45
Assists 5
Blocks 1
Steals 4**MISCELLANEOUS**Games Played 39
Games Started 0
Double-Doubles 0
10+ Points 1
20+ Points 0
10+ Rebounds 0
10+ Assists 0**30****ANDREW
MASON**G | 6-3 | Freshman
Webster, N.Y. | Webster Thomas**TOP PERFORMANCES****Points**Season 25 at D'Youville (02/15/21)
Career 25 at D'Youville (02/15/21)**Rebounds**Season 10 (2x) vs. R. Wes. (02/17/21)
Career 10 (2x) vs. R. Wes. (02/17/21)**Field Goals Made**Season 8 at D'Youville (02/15/21)
Career 8 at D'Youville (02/15/21)**3-Point Field Goals Made**Season 5 at D'Youville (02/15/21)
Career 5 at D'Youville (02/15/21)**Free Throws Made**Season 6 at R. Wesleyan (02/08/21)
Career 6 at R. Wesleyan (02/08/21)**Assists**Season 5 vs. D'Youville (02/10/21)
Career 5 vs. D'Youville (02/10/21)**Blocks**Season -
Career -**Steals**Season 3 at D'Youville (02/15/21)
Career 3 at D'Youville (02/15/21)**Minutes Played**Season 37 vs. R. Wesleyan (02/17/21)
Career 37 vs. R. Wesleyan (02/17/21)**CAREER TOTALS**Points 115
Rebounds 68
Assists 28
Blocks 0
Steals 7**MISCELLANEOUS**Games Played 9
Games Started 9
Double-Doubles 2
10+ Points 5
20+ Points 1
10+ Rebounds 2
10+ Assists 0**MORE SISCHO**By eclipsing 2,000 points and 1,000 rebounds, **Andrew Sischo** has joined an elite fraternity of East Region players to reach both milestones:**Lambert Shell** - Bridgeport - 3,001 / 1,345
John Grochowalski - Assumption - 2,489 / 1,756
Garret Kerr - U. Sciences - 2,434 / 1,391
Michael Allocco - Stonehill - 2,399 / 1,150
James Hector - American Int'l - 2,306 / 1,444
Jon Cronin - Stonehill - 2,301 / 1,044
Cleveland Woods - NH College - 2,247 / 1,170
Justin Reyes - St. Thomas Aq. - 2,247 / 1,144
Norman Taylor - Bridgeport - 2,170 / 1,232
Mario Elie - American Int'l - 2,124 / 1,001
Peter Alexis - Philadelphia - 2,116 / 1,162
Wayne Robertson - NH College - 2,092 / 1,487
Ed Czernota - Sacred Heart - 2,075 / 1,317
Al Hicks - Keene Stat - 2,023 / 1,076
Andrew Sischo - Daemen - 2,014 / 1,004**HAVE MERCY**

Daemen's 82-51 win over Mercy on Feb. 20 pushed the Wildcats to 16-0 all-time against the Mavericks. Their success in the series is tied for the program's longest active winning streak against any single opponent. Daemen has also won 16 straight meetings with former NAIA rival Houghton, but haven't met the Highlanders since the 2011-12 season.

BUDDING BUFFALO RIVALRY

After not playing since 2004, Daemen met crosstown rival D'Youville three times in as many weeks this season. The Wildcats posted wins in all three matchups, improving to 9-0 all-time in the series. D'Youville is in its first season as a member of the ECC as it transitions to NCAA Division II membership following a long history within Division III. With the two schools separated by less than 10 miles, the Daemen-D'Youville rivalry has the potential to be among the best in the ECC.

SEASON RECORDS

POINTS				THREE-POINT FIELD GOALS				REBOUNDS			
1.	Andrew Sischo	773	2019-20	1.	David Skolen	114	1989-90	1.	Jim Chapman	394	1988-89
2.	Robert Robinson	767	1990-91	2.	Jeff Redband	100	2019-20	2.	Gerald Beverly	373	2014-15
3.	David Skolen	699	1989-90	3.	Kharmen Wingard	86	2003-04	3.	Andrew Sischo	362	2019-20
4.	Russell John	629	1990-91	4.	Brian Montanaro	84	2004-05	4.	Alex Nwora	347	1991-92
5.	Gerald Beverly	620	2014-15	5.	Pete Loney	83	2008-09	5.	Brian Pettit	329	1996-97
6.	Torrence Dyck	612	2015-16	6.	Jeff Redband	79	2018-19	6.	Alex Nwora	313	1992-93
7.	Chris Lewis	611	1989-90	7.	Russell John	78	1990-91	7.	Alex Nwora	312	1990-91
8.	Brian Montanaro	592	2005-06	8.	Donjuan Tyson	77	2006-07	8.	Brian Pettit	288	1995-96
9.	Andrew Sischo	585	2018-19	9.	Gabriel Marshall	76	2003-04	9.	Chris Lewis	287	1989-90
10.	Robert Robinson	567	1989-90		Kharmen Wingard	76	2004-05	10.	Andrew Sischo	283	2018-19
POINTS PER GAME				THREE-POINT % (min. 1 3PT/game)				REBOUNDS PER GAME			
1.	Robert Robinson	25.6	1990-91	1.	David Skolen	.557	1986-87	1.	Jim Chapman	14.1	1988-89
2.	Andrew Sischo	24.9	2019-20	2.	Marty Lange	.524	1997-98	2.	Gerald Beverly	12.0	2014-15
3.	Torrence Dyck	21.9	2015-16	3.	Mike Maisto	.500	2007-08	3.	Andrew Sischo	11.7	2019-20
4.	David Skolen	21.8	1989-90		Jesse Lalka	.500	2015-16	4.	Alex Nwora	11.6	1992-93
	Ralph Henderson	21.8	1987-8	5.	David Skolen	.491	1989-90		Alex Nwora	11.6	1991-92
6.	Russell John	21.0	1990-91	6.	David Skolen	.477	1988-89	6.	Brian Pettit	10.6	1996-97
7.	Ralph Henderson	20.5	1986-87	7.	Kevin Lange	.461	2002-03	7.	Alex Nwora	10.4	1990-91
8.	Andrew Sischo	20.9	2018-19		Jay Sarkis	.461	2015-16	8.	Sandy Finney	10.2	1995-96
9.	Gerald Beverly	20.0	2014-15	9.	Brian Montanaro	.452	2004-05	9.	Sandy Finney	10.1	1994-95
10.	Alex Nwora	19.6	1992-93	10.	Jeff Redband	.450	2016-17		Andrew Sischo	10.1	2018-19
FIELD GOALS				FREE THROWS				ASSISTS			
1.	Andrew Sischo	298	2019-20	1.	Robert Robinson	282	1990-91	1.	Mark Coppola	203	2012-13
2.	Chris Lewis	257	1989-90	2.	Gerald Beverly	180	2014-15		Derrick Henry	203	1988-89
3.	David Skolen	247	1989-90	3.	Robert Robinson	176	1991-92	3.	Robert Robinson	187	1990-91
4.	Robert Robinson	231	1990-91	4.	Andrew Sischo	164	2019-20	4.	Robert Robinson	186	1989-90
5.	Andrew Sischo	229	2018-19	5.	Alex Nwora	161	1992-93	5.	Mark Coppola	161	2011-12
6.	Gerald Beverly	219	2014-15	6.	Joe Olsen	148	2005-06	6.	Tim Foley	157	1994-95
7.	Russell John	218	1990-91	7.	Robert Robinson	142	1989-90	7.	Mark Coppola	154	2013-14
8.	Torrence Dyck	217	2015-16	8.	Monty Montgomery	140	2000-01	8.	Steve Chandler	152	2003-04
9.	Robert Robinson	205	1989-90	9.	Jonathan Walker	139	2002-03	9.	Steve Chandler	147	2002-03
10.	Gerald Beverly	200	2013-14	10.	Jonathan Walker	134	2001-02	10.	Russell John	139	1991-92
FIELD GOAL % (min. 150 made)				FREE THROW % (min. 100 made)				STEALS			
1.	S. Van Duluitgaarden	.661	1991-92	1.	David Skolen	.850	1989-90	1.	Derrick Henry	74	1988-89
2.	Andrew Sischo	.645	2019-20	2.	Todd Zielinski	.850	1996-97	2.	Russell John	73	1990-91
3.	Chris Lewis	.624	1989-90	3.	Kevin Lange	.844	2002-03	3.	Breon Harris	70	2017-18
4.	Brian Harmon	.610	1986-87	4.	Robert Robinson	.827	1991-92	4.	Casey Sheehan	68	2012-13
5.	Gerald Beverly	.607	2014-15	5.	David Skolen	.823	1988-89	5.	Devon Dawson	67	2007-08
6.	Brian Pettit	.605	1998-99	6.	Mark Rouse	.806	2001-02	6.	Anibal Soler	66	1999-00
7.	Chris Lewis	.603	1988-89	7.	Monty Montgomery	.790	1997-98	7.	Eder Joseph	62	1999-00
8.	Gerald Beverly	.597	2012-13	8.	Robert Robinson	.789	1989-90	8.	Jorge Ebanks	61	2009-10
9.	Andrew Sischo	.586	2018-19	9.	Brian Montanaro	.783	2005-06	9.	Dewan Stroud	60	2006-07
10.	Darnell Jackson	.576	2003-04	10.	Monty Montgomery	.782	2000-01	10.	Therreon Blackwell	59	2004-05
	Ajay Rutledge	.576	2008-09						Rob Robinson	59	1990-91
									Breon Harris	59	2019-20
								BLOCKS			
								1.	Ron Wright	119	2005-06
								2.	Ron Wright	114	2004-05
								3.	Gerald Beverly	111	2013-14
								4.	Gerald Beverly	110	2014-15
								5.	Gerald Beverly	59	2012-13
								6.	Brian Pettit	55	1998-99
								7.	Mario Torres	54	1992-93
								8.	Brian Pettit	52	1996-97
								9.	Gerald Beverly	50	2011-12
								10.	Ralph Henderson	49	1986-87



Gerald Beverly



David Skolen

CAREER RECORDS

POINTS (1,000-Point Club)

1.	Andrew Sischo	2,039	2017-Pr.
2.	Robert Robinson	1,962	1988-92
3.	Brian Montanaro	1,920	2002-06
4.	David Skolen	1,876	1986-90
5.	M. Montgomery	1,814	1996-01
6.	Gerald Beverly	1,799	2011-15
7.	Alex Nwora	1,514	1989-93
8.	Casey Sheehan	1,505	2010-14
9.	Jeff Redband	1,422	2016-20
10.	Brian Pettit	1,414	1994-99
11.	Rob Lange	1,330	1992-96
12.	Devon Dawson	1,310	2007-12
13.	Kharmen Wingard	1,281	2002-05
14.	Jim Regan	1,241	2009-13
15.	Mark Rouse	1,172	1998-02
16.	Kevin Lange	1,152	1999-03
17.	Chris Moore	1,126	1996-00
18.	Chris Lewis	1,105	1988-90
19.	Jordan Greene	1,090	2011-15
20.	Danny McCabe	1,078	1884-98
21.	Jay Sarkis	1,070	2015-20
22.	Therreon Blackwell	1,069	2002-06
23.	Russell John	1,061	1990-92
24.	Torrence Dyck	1,056	2014-16
25.	Deion Hamilton	1,029	2015-19
26.	Ralph Henderson	1,015	1986-88
27.	Breon Harris	1,012	2016-20

POINTS PER GAME

1.	Andrew Sischo	21.0	2017-Pr.
2.	Torrence Dyck	20.7	2014-16
3.	Chris Lewis	18.4	1988-90
4.	Robert Robinson	17.8	1988-92
5.	Russell John	17.4	1990-92
6.	Dewan Stroud	16.8	2006-08
7.	David Skolen	16.5	1986-90
8.	Monty Montgomery	16.2	1996-01
9.	Jonathan Walker	15.3	2001-03
10.	Dom Mazzocchi	15.2	2010-12

FIELD GOALS

1.	Andrew Sischo	809	2019-20
2.	David Skolen	687	1986-90
3.	Gerald Beverly	669	2011-15
4.	Brian Montanaro	656	2002-06
	Monty Montgomery	656	1996-01
6.	Robert Robinson	640	1988-92
7.	Casey Sheehan	544	2010-14
8.	Alex Nwora	532	1989-93
9.	Brian Pettit	519	1994-99
10.	Jim Regan	477	2009-13



Brian Montanaro

FIELD GOAL % (MIN. 150 MADE)

1.	Chris Lewis	.615	1988-90
2.	S. Van Duluitgaarden	.606	1990-92
3.	Andrew Sischo	.603	2017-Pr.
4.	Gerald Beverly	.583	2011-15
5.	Kadeem Johnson	.581	2010-14
6.	Steve Chandler	.568	2002-04
7.	Joe Olsen	.559	2004-06
8.	Darnell Jackson	.554	2003-05
9.	Ralph Henderson	.549	1986-88
10.	Brian Pettit	.543	1994-99

THREE-POINT FIELD GOALS

1.	Jeff Redband	316	2016-20
2.	Brian Montanaro	288	2002-06
3.	David Skolen	279	1986-90
4.	Kharmen Wingard	237	2002-05
5.	Jordan Greene	201	2011-15
6.	Jay Sarkis	200	2015-20
7.	Mark Rouse	183	1998-02
8.	Kevin Lange	169	1999-03
9.	Casey Sheehan	147	2010-14
10.	Russell John	143	1990-92

THREE-POINT % (min. 50 made)

1.	David Skolen	.487	1986-90
2.	Jesse Lalka	.463	2013-17
3.	Jeff Redband	.438	2016-20
4.	Robert Robinson	.433	1988-92
5.	Jay Sarkis	.429	2015-20
6.	Pete Loney	.426	2007-09
7.	Adrian Baugh	.424	1999-01
8.	Brian Montanaro	.418	2002-06
9.	Kyle Clifford	.415	2013-15
10.	Donjuan Tyson	.403	2006-07

FREE THROWS

1.	Robert Robinson	630	1988-92
2.	Gerald Beverly	459	2011-15
3.	Alex Nwora	441	1989-93
4.	Monty Montgomery	427	1996-01
5.	Andrew Sischo	400	2017-Pr.
6.	Brian Pettit	373	1994-99
7.	Rob Lange	366	1992-96
8.	Brian Montanaro	320	2002-06
9.	Devon Dawson	275	2007-12
10.	Jonathan Walker	273	2001-03

FREE THROW % (min. 100 made)

1.	Jeff Redband	.880	2016-20
2.	David Skolen	.826	1986-90
3.	Arif Mehmetaj	.806	2014-17
4.	Jay Sarkis	.795	2015-20
5.	Robert Robinson	.788	1988-92
	Mark Rouse	.788	1998-02
7.	Brian Montanaro	.786	2002-06
8.	Jaleo Wilkes	.773	2015-17
9.	Jeff Eaddy	.768	1986-90
10.	Monty Montgomery	.757	1996-01

REBOUNDS

1.	Alex Nwora	1,103	1989-93
2.	Andrew Sischo	1,016	2017-Pr.
	Gerlad Beverly	1,004	2011-15
4.	Brian Pettit	991	1994-99
5.	Monty Montgomery	806	1996-01
6.	Jim Regan	587	2009-13
7.	Devon Dawson	585	2007-12
8.	Danny McCabe	570	1994-98
9.	Eder Joseph	542	1997-00
10.	Mario Torres	537	1990-94

REBOUNDS PER GAME

1.	Andrew Sischo	10.5	2017-Pr.
2.	Alex Nwora	9.3	1989-93
3.	Brian Pettit	8.7	1994-99
4.	Chris Lewis	8.5	1988-90
5.	Gerald Beverly	8.4	2011-15
6.	Steve Chandler	7.4	2002-04
7.	Monty Montgomery	7.2	1996-01
8.	Eder Joseph	6.7	1997-00
9.	Mario Torres	6.5	1990-94
	Jonathan Walker	6.5	2001-03

ASSISTS

1.	Mark Coppola	623	2010-14
2.	Robert Robinson	503	1988-92
3.	Casey Sheehan	470	2010-14
4.	Therreon Blackwell	438	2002-06
5.	Jay Sarkis	336	2015-20
6.	Tim Foley	334	1990-95
7.	Mark Rouse	320	1998-02
8.	Anibal Soler	304	1997-00
9.	Steve Chandler	299	2002-04
10.	David Skolen	293	1986-90

STEALS

1.	Devon Dawson	198	2007-12
2.	Therreon Blackwell	185	2002-06
	Casey Sheehan	185	2010-14
	Breon Harris	185	2016-20
5.	Mark Coppola	168	2010-14
6.	Anibal Soler	165	1996-00
7.	Robert Robinson	161	1988-92
	Brian Montanaro	161	2002-06
8.	Alex Nwora	154	1989-93
9.	Monty Montgomery	135	1996-01
	Mark Rouse	135	1998-02

BLOCKS

1.	Gerald Beverly	330	2011-15
2.	Ron Wright	233	2004-06
3.	Brian Pettit	144	1994-99
4.	Jim Regan	117	2009-13
5.	Mario Torres	102	1990-94
6.	Jeff Redband	101	2016-20
7.	Andrew Sischo	93	2017-Pr.
8.	Kevin Lange	81	1999-03
9.	Ralph Henderson	79	1986-88
10.	Garyce Hervey	78	1998-00

SINGLE GAME RECORDS

POINTS

1.	Andrew Sischo	47	vs. Queens (N.Y.)	03/04/20
----	---------------	----	-------------------	----------

REBOUNDS

1.	Jim Chapman	25	vs. New Jersey Inst. Of Tech.	11/26/88
----	-------------	----	-------------------------------	----------

ASSISTS

1.	Robert Robinson	18	vs. Windsor	11/10/90
----	-----------------	----	-------------	----------

BLOCKED SHOTS

1.	Gerald Beverly	12	vs. St. Thomas (Fla.)	12/17/14
----	----------------	----	-----------------------	----------

STEALS

1.	Derrick Henry	8	vs. SUNY Cortland	01/07/89
----	---------------	---	-------------------	----------

FIELD GOALS MADE

1.	Andrew Sischo	19	vs. Queens (N.Y.)	03/04/20
----	---------------	----	-------------------	----------

FIELD GOALS ATTEMPTED

1.	Russell John	32	vs. Ramapo	11/16/90
----	--------------	----	------------	----------

FREE THROWS MADE

1.	Robert Robinson	21	vs. Point Park	02/02/91
----	-----------------	----	----------------	----------

FREE THROWS ATTEMPTED

1.	Robert Robinson	24	vs. Point Park	02/02/91
----	-----------------	----	----------------	----------

3-POINT FIELD GOALS MADE

1.	David Skolen	12	vs. Waynesburg	11/15/89
----	--------------	----	----------------	----------

3-POINT FIELD GOALS ATTEMPTED

1.	David Skolen	18	vs. Waynesburg	11/15/89
----	--------------	----	----------------	----------


➤ COACHING HISTORY (modern era, 1986-present)

CHRONOLOGICALLY


COACH	SEASONS	YRS	W-L	PCT
KEN POPE	1986-87	1	13-13	.500
NATE BLISS	1987-88	1	3-11	.214
LARRY MARCINIAK	1987-88	-	0-1	.000
RICH JACOB	1988-89	2	19-23	.452
DON SILVERI	1989-14	25	414-344	.546
MIKE MACDONALD	2014-PR.	7	135-54	.714

BY WINS

COACH	SEASONS	YRS	W-L	PCT
DON SILVERI	1989-14	25	414-344	.546
MIKE MACDONALD	2014-PR.	7	135-54	.714
RICH JACOB	1988-89	2	19-23	.452
KEN POPE	1986-87	1	13-13	.500
NATE BLISS	1987-88	1	3-11	.214
LARRY MARCINIAK	1987-88	-	0-1	.000



Alex Nwora



Robert Robinson

SINGLE GAME RECORDS – INDIVIDUAL – NCAA ERA (2015-present)**POINTS**

1. Andrew Sischo	47	vs. Queens (N.Y.)	03/04/20
------------------	----	-------------------	----------

REBOUNDS

1. Andrew Sischo	23	vs. Molloy	02/16/18
------------------	----	------------	----------

ASSISTS

1. Jay Sarkis	11	vs. Queens (N.Y.)	01/21/18
---------------	----	-------------------	----------

BLOCKED SHOTS

1. Arif Mehmetaj	6	vs. Mercy	01/28/17
------------------	---	-----------	----------

STEALS

1. Breon Harris	7	vs. LIU Post	01/12/18
-----------------	---	--------------	----------

FIELD GOALS MADE

1. Andrew Sischo	19	vs. Queens (N.Y.)	03/04/20
------------------	----	-------------------	----------

FIELD GOALS ATTEMPTED

1. Andrew Sischo	29	vs. Queens (N.Y.)	03/04/20
------------------	----	-------------------	----------

FREE THROWS MADE

1. Jaleo Wilkes	14	vs. Mercyhurst	11/27/16
-----------------	----	----------------	----------

FREE THROWS ATTEMPTED

1. Jaleo Wilkes	15	vs. Mercyhurst	11/27/16
Andrew Sischo	15	vs. Molloy	02/16/18

3-POINT FIELD GOALS MADE

1. Jeff Redband	7	vs. LIU Post	02/15/19
Jeff Redband	7	vs. U. Sciences	11/30/19
Jeff Redband	7	vs. Roberts Wesleyan	02/01/20
Jeff Redband	7	vs. Bridgeport	02/07/20

3-POINT FIELD GOALS ATTEMPTED

1. Jeff Redband	13	vs. LIU Post	02/23/18
-----------------	----	--------------	----------

SINGLE GAME RECORDS – INDIVIDUAL – EAST COAST CONFERENCE GAMES (2013-present)**POINTS**

1. Andrew Sischo	42	vs. Roberts Wesleyan	02/08/21
------------------	----	----------------------	----------

REBOUNDS

1. Andrew Sischo	23	vs. Molloy	02/16/18
------------------	----	------------	----------

ASSISTS

1. Jay Sarkis	11	vs. Queens (N.Y.)	01/21/18
---------------	----	-------------------	----------

BLOCKED SHOTS

1. Gerald Beverly	11	vs. Mercy	01/06/14
-------------------	----	-----------	----------

STEALS

1. Breon Harris	7	vs. LIU Post	01/12/18
-----------------	---	--------------	----------

FIELD GOALS MADE

1. Andrew Sischo	16	vs. Molloy	02/08/19
Andrew Sischo	16	vs. Roberts Wesleyan	02/08/21

FIELD GOALS ATTEMPTED

1. Andrew Sischo	26	vs. Molloy	02/08/19
------------------	----	------------	----------

FREE THROWS MADE

1. Casey Sheehan	14	vs. Dowling	02/21/14
Gerald Beverly	14	vs. Bridgeport	01/10/15
Gerald Beverly	14	vs. Mercy	02/21/15

FREE THROWS ATTEMPTED

1. Casey Sheehan	20	vs. Dowling	02/21/14
------------------	----	-------------	----------

3-POINT FIELD GOALS MADE

1. Jeff Redband	7	vs. LIU Post	02/15/19
Jeff Redband	7	vs. Roberts Wesleyan	02/01/20
Jeff Redband	7	vs. Bridgeport	02/07/20

3-POINT FIELD GOALS ATTEMPTED

1. Jordan Greene	13	vs. Dowling	01/17/14
Jeff Redband	13	vs. LIU Post	02/23/18



Jeff Redband



Casey Sheehan



SINGLE GAME RECORDS – TEAM – NCAA ERA (2015-present)

POINTS	109	vs. Wilmington (Del.)	11/13/15
VICTORY MARGIN	45	vs. LIU Post	02/15/19
REBOUNDS	57	vs. D'Youville	02/10/19
OFFENSIVE REBOUNDS	23	vs. Molloy	02/08/19
DEFENSIVE REBOUNDS	40	vs. Dowling	12/18/15
	40	vs. Felician	11/08/19
	40	vs. Mercy	12/13/19
	40	vs. D'Youville	02/10/21
ASSISTS	27	vs. LIU Post	12/14/18
	27	vs. LIU Post	02/15/19
BLOCKS	9	vs. Lake Erie	11/26/18
STEALS	15	vs. Molloy	02/28/20
FIELD GOALS	41	vs. LIU Post	12/14/18
FIELD GOALS ATTEMPTED	81	vs. Molloy	02/16/18
FIELD GOAL PERCENTAGE	.633	vs. Dist. Columbia	01/21/17
3-POINT FIELD GOALS	19	vs. LIU Post	02/15/19
3-POINT ATTEMPTED	40	vs. LIU Post	11/30/16
3-POINT PERCENTAGE	.619	vs. Dist. Columbia	01/21/17
FREE THROWS	42	vs. Queens (N.Y.)	01/24/16
FREE THROWS ATTEMPTED	51	vs. Queens (N.Y.)	01/24/16
FREE THROW PERCENTAGE	1.000	vs. Bridgeport	02/07/20
	1.000	vs. Le Moyne	11/19/19

SINGLE GAME RECORDS – TEAM – EAST COAST CONFERENCE GAMES (2013-present)

POINTS	111	vs. Molloy	02/07/14
VICTORY MARGIN	55	vs. Dist. Columbia	01/12/14
REBOUNDS	57	vs. D'Youville	02/10/21
OFFENSIVE REBOUNDS	23	vs. Molloy	02/08/19
DEFENSIVE REBOUNDS	41	vs. Roberts Wesleyan	01/20/15
ASSISTS	27	vs. LIU Post	12/14/18
	27	vs. LIU Post	02/15/19
BLOCKS	15	vs. St. Thomas Aquinas	01/24/14
STEALS	15	vs. Molloy	02/28/20
FIELD GOALS	42	vs. Dist. Columbia	02/06/16
FIELD GOALS ATTEMPTED	81	vs. Molloy	02/16/18
FIELD GOAL PERCENTAGE	.633	vs. Dist. Columbia	01/21/17
3-POINT FIELD GOALS	19	vs. LIU Post	02/15/19
3-POINT ATTEMPTED	40	vs. LIU Post	11/30/16
3-POINT PERCENTAGE	.619	vs. Dist. Columbia	01/21/17
FREE THROWS	42	vs. Queens (N.Y.)	01/24/16
FREE THROWS ATTEMPTED	51	vs. Queens (N.Y.)	01/24/16
FREE THROW PERCENTAGE	1.000	vs. Bridgeport	02/14/15
	1.000	vs. Bridgeport	02/07/20



2015-16 Team - 1st Year Full NCAA Division II



2018-19 Team - 1st NCAA Tournament





2020-21 Daemen Men's Basketball Combined Team Statistics All games

Page 1/1
as of Feb 25, 2021

Game Records

Record	Overall	Home	Away	Neutral
ALL GAMES	6-3	4-1	2-2	0-0
CONFERENCE	6-1	4-0	2-1	0-0
NON-CONFERENCE	0-2	0-1	0-1	0-0

Score by Periods

Team	1st	2nd	OT	TOT
Daemen	357	354	0	778
Opponents	261	314	0	670

Team Box Score

No.	Player				Total		3-Point		F-Throw		Rebounds													
		GP-GS	MIN	AVG	FG-FGA	FG%	3FG-FGA	3FG%	FT-FTA	FT%	OFF	DEF	TOT	AVG	PF	DQ	A	TO	BLK	STL	PTS	AVG		
22	SISCHO, Andrew	8-8	263:60	33.0	87-143	.608	1-8	.125	44-61	.721	46	64	110	13.8	26	2	9	27	5	3	219	27.4		
2	FASOYIRO, Sean	9-9	294:10	32.7	52-98	.531	18-44	.409	32-41	.780	15	45	60	6.7	20	0	34	27	7	16	154	17.1		
30	MASON, Andrew	9-9	285:50	31.8	37-74	.500	19-47	.404	22-28	.786	12	56	68	7.6	13	0	28	7	0	7	115	12.8		
4	HARRIS, Kyle	9-7	254:30	28.3	36-88	.409	22-57	.386	12-14	.857	5	24	29	3.2	17	0	31	8	2	4	106	11.8		
5	SALZBERG, Ryan	9-5	216:20	24.0	23-61	.377	13-40	.325	13-17	.765	2	14	16	1.8	19	0	23	13	1	3	72	8.0		
23	HEMPHILL, Justin	6-1	78:26	13.1	9-18	.500	0-0	.000	5-7	.714	7	6	13	2.2	11	0	5	5	6	5	23	3.8		
20	JOHNSON, Juston	7-6	147:04	21.0	6-22	.273	4-12	.333	8-10	.800	3	9	12	1.7	19	1	16	13	1	9	24	3.4		
3	HIND, Tyler	9-0	99:52	11.1	9-24	.375	6-20	.300	1-1	1.000	1	6	7	0.8	13	0	7	3	0	2	25	2.8		
14	HINES, Da'Shawn	8-0	72:44	9.1	6-14	.429	6-12	.500	1-2	.500	1	2	3	0.4	1	0	3	4	0	2	19	2.4		
24	BASDEN, Ziv	9-0	52:07	5.8	6-11	.545	0-0	.000	2-5	.400	5	10	15	1.7	10	1	2	5	0	2	14	1.6		
21	OSORIO, Sayeed	5-0	10:09	2.0	3-10	.300	0-3	.000	0-1	.000	2	4	6	1.2	1	0	0	1	0	0	6	1.2		
10	ARNOLD, Tony	5-0	24:48	5.0	0-6	.000	0-0	.000	1-2	.500	0	4	4	0.8	3	0	5	3	0	1	1	0.2		
Team											16	13	29					1						
Total		9	1800		274-569	.482	89-243	.366	141-189	.746	115	257	372	41.3	153	4	163	117	22	54	778	86.4		
Opponents		9	1800		254-573	.443	75-208	.361	87-127	.685	83	209	292	32.4	179	5	120	118	29	48	670	74.4		

Team Statistics

	DAEMEN	OPP
Scoring	778	670
Points per game	86.4	74.4
Scoring margin	+12.0	-
Field goals-att	274-569	254-573
Field goal pct	.482	.443
3 point fg-att	89-243	75-208
3-point FG pct	.366	.361
3-pt FG made per game	9.9	8.3
Free throws-att	141-189	87-127
Free throw pct	.746	.685
F-Throws made per game	15.7	9.7
Rebounds	372	292
Rebounds per game	41.3	32.4
Rebounding margin	+8.9	-
Assists	163	120
Assists per game	18.1	13.3
Turnovers	117	118
Turnovers per game	13.0	13.1
Turnover margin	+0.1	-
Assist/turnover ratio	1.4	1.0
Steals	54	48
Steals per game	6.0	5.3
Blocks	22	29
Blocks per game	2.4	3.2
Winning streak	4	-
Home win streak	4	-
Attendance	0	55
Home games-Avg/Game	5-0	4-14
Neutral site-Avg/Game	-	0-0

Team Results

Date	Opponent		Score	Att.
01/29/2021	Gannon	L	73-76	0
01/31/2021	at Gannon	L	67-95	55
02/08/2021	at Roberts Wesleyan	W	93-86	0
02/10/2021	D'Youville	W	102-77	0
02/11/2021	at Roberts Wesleyan	L	75-80	0
02/15/2021	at D'Youville	W	103-69	0
02/17/2021	Roberts Wesleyan	W	85-69	0
02/20/2021	Mercy	W	82-51	0
02/24/2021	D'Youville	W	98-67	0



**2020-21 Daemen Men's Basketball
Team Game-by-Game
All games**

Page 1/1
as of Feb 25, 2021

				Total		3-Pointers		Free throws		Rebounds											
Opponent	Date	Score		FG-FGA	PCT	3FG-FGA	PCT	FT-FTA	PCT	OFF	DEF	TOT	AVG	PF	A	TO	BLK	STL	PTS	AVG	
Gannon	01/29/2021	73-76	L	26-59	.441	7-22	.318	14-25	.560	14	26	40	40.0	21	16	15	3	2	73	73.0	
at Gannon	01/31/2021	67-95	L	22-51	.431	5-19	.263	18-23	.783	5	15	20	30.0	16	15	11	2	6	67	70.0	
at Roberts Wesleyan	02/08/2021	93-86	W	31-66	.470	6-21	.286	25-28	.893	15	35	50	36.7	25	17	22	1	9	93	77.7	
D'Youville	02/10/2021	102-77	W	35-79	.443	11-38	.289	21-25	.840	17	40	57	41.8	17	24	8	5	5	102	83.8	
at Roberts Wesleyan	02/11/2021	75-80	L	30-57	.526	10-26	.385	5-9	.556	11	20	31	39.6	19	17	19	1	5	75	82.0	
at D'Youville	02/15/2021	103-69	W	33-65	.508	17-34	.500	20-25	.800	14	29	43	40.2	17	21	11	1	10	103	85.5	
Roberts Wesleyan	02/17/2021	85-69	W	30-66	.455	12-24	.500	13-23	.565	19	29	48	41.3	14	18	9	2	4	85	85.4	
Mercy	02/20/2021	82-51	W	30-58	.517	14-33	.424	8-9	.889	9	28	37	40.8	9	17	10	1	4	82	85.0	
D'Youville	02/24/2021	98-67	W	37-68	.544	7-26	.269	17-22	.773	11	35	46	41.3	15	18	12	6	9	98	86.4	
Total		778		274-569	.482	89-243	.366	141-189	.746	115	257	372	41.3	153	163	117	22	54	778	86.4	
Opponents		670		254-573	.443	75-208	.361	87-127	.685	83	209	292	32.4	179	120	118	29	48	670	74.4	

Daemen Averages

Games Played	Points/game	FG Pct	3FG Pct	FT Pct	Rebounds/game	Assists/game	Turnovers/game	Assist/Turnover ratio	Steals/game	Blocks/game
9	86.4	48.2	36.6	74.6	41.3	18.1	13.0	1.4	6.0	2.4



2020-21 Daemen Men's Basketball
Team High/Low Analysis
All games

Page 1/4
as of Feb 25, 2021

Daemen - Game Highs

POINTS	103		at D'Youville (02/15/2021)
	102		D'Youville (02/10/2021)
	98		D'Youville (02/24/2021)
	93		at Roberts Wesleyan (02/08/2021)
	85		Roberts Wesleyan (02/17/2021)
FIELD GOALS MADE	37		D'Youville (02/24/2021)
	35		D'Youville (02/10/2021)
FIELD GOAL ATTEMPTS	79		D'Youville (02/10/2021)
	68		D'Youville (02/24/2021)
FIELD GOAL PERCENTAGE	.544	(37-68)	D'Youville (02/24/2021)
	.526	(30-57)	at Roberts Wesleyan (02/11/2021)
3 PT FG MADE	17		at D'Youville (02/15/2021)
	14		Mercy (02/20/2021)
3 PT FG ATTEMPTS	38		D'Youville (02/10/2021)
	34		at D'Youville (02/15/2021)
3 PT FG PERCENTAGE	.500	(17-34)	at D'Youville (02/15/2021)
	.500	(12-24)	Roberts Wesleyan (02/17/2021)
FREE THROWS MADE	25		at Roberts Wesleyan (02/08/2021)
	21		D'Youville (02/10/2021)
FREE THROW ATTEMPTS	28		at Roberts Wesleyan (02/08/2021)
	25		at D'Youville (02/15/2021)
	25		D'Youville (02/10/2021)
	25		Gannon (01/29/2021)
FREE THROW PERCENTAGE	.893	(25-28)	at Roberts Wesleyan (02/08/2021)
	.889	(8-9)	Mercy (02/20/2021)
REBOUNDS	57		D'Youville (02/10/2021)
	50		at Roberts Wesleyan (02/08/2021)
ASSISTS	24		D'Youville (02/10/2021)
	21		at D'Youville (02/15/2021)
STEALS	10		at D'Youville (02/15/2021)
	9		D'Youville (02/24/2021)
	9		at Roberts Wesleyan (02/08/2021)
BLOCKED SHOTS	6		D'Youville (02/24/2021)
	5		D'Youville (02/10/2021)
TURNOVERS	22		at Roberts Wesleyan (02/08/2021)
	19		at Roberts Wesleyan (02/11/2021)
FOULS	25		at Roberts Wesleyan (02/08/2021)
	21		Gannon (01/29/2021)



**2020-21 Daemen Men's Basketball
Team High/Low Analysis
All games**

Page 2/4
as of Feb 25, 2021

Opponent - Game Highs

POINTS	95		at Gannon (01/31/2021)
	86		at Roberts Wesleyan (02/08/2021)
	80		at Roberts Wesleyan (02/11/2021)
	77		D'Youville (02/10/2021)
	76		Gannon (01/29/2021)
FIELD GOALS MADE	34		at Gannon (01/31/2021)
	33		at Roberts Wesleyan (02/08/2021)
FIELD GOAL ATTEMPTS	80		at Roberts Wesleyan (02/08/2021)
	71		D'Youville (02/24/2021)
FIELD GOAL PERCENTAGE	.596	(34-57)	at Gannon (01/31/2021)
	.545	(30-55)	at Roberts Wesleyan (02/11/2021)
3 PT FG MADE	15		at Gannon (01/31/2021)
	11		Roberts Wesleyan (02/17/2021)
	11		Gannon (01/29/2021)
3 PT FG ATTEMPTS	31		at Roberts Wesleyan (02/08/2021)
	25		D'Youville (02/10/2021)
	25		at Gannon (01/31/2021)
	25		Gannon (01/29/2021)
3 PT FG PERCENTAGE	.600	(15-25)	at Gannon (01/31/2021)
	.458	(11-24)	Roberts Wesleyan (02/17/2021)
FREE THROWS MADE	16		at Roberts Wesleyan (02/08/2021)
	13		at Roberts Wesleyan (02/11/2021)
FREE THROW ATTEMPTS	20		at Roberts Wesleyan (02/08/2021)
	18		D'Youville (02/24/2021)
	18		D'Youville (02/10/2021)
FREE THROW PERCENTAGE	.857	(12-14)	at Gannon (01/31/2021)
	.857	(6-7)	Roberts Wesleyan (02/17/2021)
REBOUNDS	38		D'Youville (02/24/2021)
	37		at Roberts Wesleyan (02/08/2021)
ASSISTS	28		at Gannon (01/31/2021)
	16		at Roberts Wesleyan (02/11/2021)
STEALS	10		at Roberts Wesleyan (02/08/2021)
	7		at Roberts Wesleyan (02/11/2021)
BLOCKED SHOTS	8		at Roberts Wesleyan (02/08/2021)
	5		Roberts Wesleyan (02/17/2021)
TURNOVERS	16		at D'Youville (02/15/2021)
	16		at Gannon (01/31/2021)
FOULS	27		Gannon (01/29/2021)
	23		D'Youville (02/10/2021)
	23		at Roberts Wesleyan (02/08/2021)



**2020-21 Daemen Men's Basketball
Team High/Low Analysis
All games**

Page 3/4
as of Feb 25, 2021

Daemen - Game Lows

POINTS	67		at Gannon (01/31/2021)
	73		Gannon (01/29/2021)
	75		at Roberts Wesleyan (02/11/2021)
	82		Mercy (02/20/2021)
	85		Roberts Wesleyan (02/17/2021)
FIELD GOALS MADE	22		at Gannon (01/31/2021)
	26		Gannon (01/29/2021)
FIELD GOAL ATTEMPTS	51		at Gannon (01/31/2021)
	57		at Roberts Wesleyan (02/11/2021)
FIELD GOAL PERCENTAGE	.431	(22-51)	at Gannon (01/31/2021)
	.441	(26-59)	Gannon (01/29/2021)
3 PT FG MADE	5		at Gannon (01/31/2021)
	6		at Roberts Wesleyan (02/08/2021)
3 PT FG ATTEMPTS	19		at Gannon (01/31/2021)
	21		at Roberts Wesleyan (02/08/2021)
3 PT FG PERCENTAGE	.263	(5-19)	at Gannon (01/31/2021)
	.269	(7-26)	D'Youville (02/24/2021)
FREE THROWS MADE	5		at Roberts Wesleyan (02/11/2021)
	8		Mercy (02/20/2021)
FREE THROW ATTEMPTS	9		Mercy (02/20/2021)
	9		at Roberts Wesleyan (02/11/2021)
FREE THROW PERCENTAGE	.556	(5-9)	at Roberts Wesleyan (02/11/2021)
	.560	(14-25)	Gannon (01/29/2021)
REBOUNDS	20		at Gannon (01/31/2021)
	31		at Roberts Wesleyan (02/11/2021)
ASSISTS	15		at Gannon (01/31/2021)
	16		Gannon (01/29/2021)
STEALS	2		Gannon (01/29/2021)
	4		Mercy (02/20/2021)
	4		Roberts Wesleyan (02/17/2021)
BLOCKED SHOTS	1		Mercy (02/20/2021)
	1		at D'Youville (02/15/2021)
	1		at Roberts Wesleyan (02/11/2021)
	1		at Roberts Wesleyan (02/08/2021)
TURNOVERS	8		D'Youville (02/10/2021)
	9		Roberts Wesleyan (02/17/2021)
FOULS	9		Mercy (02/20/2021)
	14		Roberts Wesleyan (02/17/2021)



**2020-21 Daemen Men's Basketball
Team High/Low Analysis
All games**

Page 4/4
as of Feb 25, 2021

Opponent - Game Lows

POINTS	51		Mercy (02/20/2021)
	67		D'Youville (02/24/2021)
	69		Roberts Wesleyan (02/17/2021)
	69		at D'Youville (02/15/2021)
	76		Gannon (01/29/2021)
FIELD GOALS MADE	22		Mercy (02/20/2021)
	26		D'Youville (02/24/2021)
	26		Roberts Wesleyan (02/17/2021)
	26		at D'Youville (02/15/2021)
FIELD GOAL ATTEMPTS	55		at Roberts Wesleyan (02/11/2021)
	57		at Gannon (01/31/2021)
FIELD GOAL PERCENTAGE	.366	(26-71)	D'Youville (02/24/2021)
	.379	(22-58)	Mercy (02/20/2021)
3 PT FG MADE	4		at Roberts Wesleyan (02/08/2021)
	5		D'Youville (02/24/2021)
	5		Mercy (02/20/2021)
3 PT FG ATTEMPTS	18		at Roberts Wesleyan (02/11/2021)
	19		D'Youville (02/24/2021)
	19		Mercy (02/20/2021)
3 PT FG PERCENTAGE	.129	(4-31)	at Roberts Wesleyan (02/08/2021)
	.263	(5-19)	D'Youville (02/24/2021)
	.263	(5-19)	Mercy (02/20/2021)
FREE THROWS MADE	2		Mercy (02/20/2021)
	6		Roberts Wesleyan (02/17/2021)
FREE THROW ATTEMPTS	6		Mercy (02/20/2021)
	7		Roberts Wesleyan (02/17/2021)
FREE THROW PERCENTAGE	.333	(2-6)	Mercy (02/20/2021)
	.556	(10-18)	D'Youville (02/24/2021)
REBOUNDS	25		at Roberts Wesleyan (02/11/2021)
	28		Mercy (02/20/2021)
ASSISTS	7		Mercy (02/20/2021)
	8		at Roberts Wesleyan (02/08/2021)
STEALS	3		Mercy (02/20/2021)
	4		D'Youville (02/24/2021)
	4		at D'Youville (02/15/2021)
	4		D'Youville (02/10/2021)
BLOCKED SHOTS	1		D'Youville (02/24/2021)
	1		at D'Youville (02/15/2021)
TURNOVERS	9		D'Youville (02/10/2021)
	11		at Roberts Wesleyan (02/11/2021)
	11		at Roberts Wesleyan (02/08/2021)
FOULS	12		Mercy (02/20/2021)
	16		at Roberts Wesleyan (02/11/2021)



**2020-21 Daemen Men's Basketball
Season/Career Statistics
All games**

Page 1/1
as of Feb 25, 2021

Summary

Player	Season Statistics										Career Statistics									
	GP-GS	MIN/G	FG%	3FG%	FT%	R/G	A/G	STL	BLK	PTS/G	GP-GS	MIN/G	FG%	3FG%	FT%	R/G	A/G	STL	BLK	PTS/G
ARNOLD, Tony	5-0	5.0	.000	.000	.500	0.8	1.0	1	0	0.2	5-0	5.0	.000	.000	.500	0.8	1.0	1	0	0.2
BASDEN, Ziv	9-0	5.8	.545	.000	.400	1.7	0.2	2	0	1.6	39-0	3.3	.675	.000	.500	1.2	0.1	4	1	1.6
FASOYIRO, Sean	9-9	32.7	.531	.409	.780	6.7	3.8	16	7	17.1	9-9	32.7	.531	.409	.780	6.7	3.8	16	7	17.1
HARRIS, Kyle	9-7	28.3	.409	.386	.857	3.2	3.4	4	2	11.8	41-16	20.0	.421	.383	.844	2.9	1.5	13	7	6.0
HEMPHILL, Justin	6-1	13.1	.500	.000	.714	2.2	0.8	5	6	3.8	6-1	13.1	.500	.000	.714	2.2	0.8	5	6	3.8
HIND, Tyler	9-0	11.1	.375	.300	1.000	0.8	0.8	2	0	2.8	9-0	11.1	.375	.300	1.000	0.8	0.8	2	0	2.8
HINES, Da'Shawn	8-0	9.1	.429	.500	.500	0.4	0.4	2	0	2.4	31-0	3.1	.500	.500	.667	0.1	0.2	4	0	0.9
JOHNSON, Juston	7-6	21.0	.273	.333	.800	1.7	2.3	9	1	3.4	7-6	21.0	.273	.333	.800	1.7	2.3	9	1	3.4
MASON, Andrew	9-9	31.8	.500	.404	.786	7.6	3.1	7	0	12.8	9-9	31.8	.500	.404	.786	7.6	3.1	7	0	12.8
OSORIO, Sayeed	5-0	2.0	.300	.000	.000	1.2	0.0	0	0	1.2	5-0	2.0	.300	.000	.000	1.2	0.0	0	0	1.2
SALZBERG, Ryan	9-5	24.0	.377	.325	.765	1.8	2.6	3	1	8.0	32-5	9.9	.418	.365	.750	0.8	0.9	9	2	3.1
SISCHO, Andrew	8-8	33.0	.608	.125	.721	13.8	1.1	3	5	27.4	97-81	29.4	.603	.339	.717	10.5	1.2	65	93	21.0

Scoring

Player	Season Statistics								Career Statistics							
	FG-FGA	FG%	3FG-3FGA	3FG%	FT-FTA	FT%	PTS	PTS/G	FG-FGA	FG%	3FG-3FGA	3FG%	FT-FTA	FT%	PTS	PTS/G
ARNOLD, Tony	0-6	.000	0-0	.000	1-2	.500	1	0.2	0-6	.000	0-0	.000	1-2	.500	1	0.2
BASDEN, Ziv	6-11	.545	0-0	.000	2-5	.400	14	1.6	27-40	.675	0-2	.000	8-16	.500	62	1.6
FASOYIRO, Sean	52-98	.531	18-44	.409	32-41	.780	154	17.1	52-98	.531	18-44	.409	32-41	.780	154	17.1
HARRIS, Kyle	36-88	.409	22-57	.386	12-14	.857	106	11.8	85-202	.421	49-128	.383	27-32	.844	246	6.0
HEMPHILL, Justin	9-18	.500	0-0	.000	5-7	.714	23	3.8	9-18	.500	0-0	.000	5-7	.714	23	3.8
HIND, Tyler	9-24	.375	6-20	.300	1-1	1.000	25	2.8	9-24	.375	6-20	.300	1-1	1.000	25	2.8
HINES, Da'Shawn	6-14	.429	6-12	.500	1-2	.500	19	2.4	10-20	.500	7-14	.500	2-3	.667	29	0.9
JOHNSON, Juston	6-22	.273	4-12	.333	8-10	.800	24	3.4	6-22	.273	4-12	.333	8-10	.800	24	3.4
MASON, Andrew	37-74	.500	19-47	.404	22-28	.786	115	12.8	37-74	.500	19-47	.404	22-28	.786	115	12.8
OSORIO, Sayeed	3-10	.300	0-3	.000	0-1	.000	6	1.2	3-10	.300	0-3	.000	0-1	.000	6	1.2
SALZBERG, Ryan	23-61	.377	13-40	.325	13-17	.765	72	8.0	33-79	.418	19-52	.365	15-20	.750	100	3.1
SISCHO, Andrew	87-143	.608	1-8	.125	44-61	.721	219	27.4	809-1341	.603	21-62	.339	400-558	.717	2039	21.0

Totals

Player	Season Statistics									Career Statistics								
	O-REB	D-REB	TOTAL	PF	FO	A	TO	A/TO		O-REB	D-REB	TOTAL	PF	FO	A	TO	A/TO	
ARNOLD, Tony	0	4	4	3	0	5	3	1.7		0	4	4	3	0	5	3	1.7	
BASDEN, Ziv	5	10	15	10	1	2	5	0.4		18	27	45	23	1	5	12	0.4	
FASOYIRO, Sean	15	45	60	20	0	34	27	1.3		15	45	60	20	0	34	27	1.3	
HARRIS, Kyle	5	24	29	17	0	31	8	3.9		18	100	118	74	1	62	38	1.6	
HEMPHILL, Justin	7	6	13	11	0	5	5	1.0		7	6	13	11	0	5	5	1.0	
HIND, Tyler	1	6	7	13	0	7	3	2.3		1	6	7	13	0	7	3	2.3	
HINES, Da'Shawn	1	2	3	1	0	3	4	0.8		1	3	4	2	0	6	5	1.2	
JOHNSON, Juston	3	9	12	19	1	16	13	1.2		3	9	12	19	1	16	13	1.2	
MASON, Andrew	12	56	68	13	0	28	7	4.0		12	56	68	13	0	28	7	4.0	
OSORIO, Sayeed	2	4	6	1	0	0	1	0.0		2	4	6	1	0	0	1	0.0	
SALZBERG, Ryan	2	14	16	19	0	23	13	1.8		4	21	25	26	0	29	14	2.1	
SISCHO, Andrew	46	64	110	26	2	9	27	0.3		379	636	1015	269	3	116	252	0.5	



**2020-21 Daemen Men's Basketball
Player Highs Analysis
All games**

Page 1/3
as of Feb 25, 2021

Daemen - Individual Game Highs

POINTS	42		Andrew Sischo at Roberts Wesleyan (02/08/2021)
	31		Sean Fasoyiro vs D'Youville (02/24/2021)
	31		Andrew Sischo vs D'Youville (02/10/2021)
	30		Andrew Sischo vs Roberts Wesleyan (02/17/2021)
	30		Andrew Sischo vs Gannon (01/29/2021)
FIELD GOALS MADE	16		Andrew Sischo at Roberts Wesleyan (02/08/2021)
	14		Andrew Sischo vs Gannon (01/29/2021)
FIELD GOAL ATTEMPTS	25		Andrew Sischo at Roberts Wesleyan (02/08/2021)
	24		Andrew Sischo vs Roberts Wesleyan (02/17/2021)
	24		Andrew Sischo vs Gannon (01/29/2021)
FIELD GOAL PERCENTAGE (min 5 made)	.818	(9-11)	Andrew Sischo vs D'Youville (02/24/2021)
	.800	(8-10)	Sean Fasoyiro vs Mercy (02/20/2021)
3 PT FG MADE	5		Kyle Harris at D'Youville (02/15/2021)
	5		Andrew Mason at D'Youville (02/15/2021)
3 PT FG ATTEMPTS	10		Kyle Harris vs D'Youville (02/10/2021)
	9		Kyle Harris at D'Youville (02/15/2021)
	9		Andrew Mason at D'Youville (02/15/2021)
3 PT FG PERCENTAGE (min 2 made)	1.000	(2-2)	Juston Johnson at D'Youville (02/15/2021)
	.750	(3-4)	Ryan Salzberg vs D'Youville (02/10/2021)
FREE THROWS MADE	10		Andrew Sischo at Roberts Wesleyan (02/08/2021)
	9		Andrew Sischo vs D'Youville (02/10/2021)
FREE THROW ATTEMPTS	11		Andrew Sischo vs D'Youville (02/10/2021)
	11		Andrew Sischo at Roberts Wesleyan (02/08/2021)
FREE THROW PERCENTAGE (min 3 made)	1.000	(8-8)	Sean Fasoyiro at D'Youville (02/15/2021)
	1.000	(6-6)	Andrew Mason at Roberts Wesleyan (02/08/2021)
	1.000	(5-5)	Sean Fasoyiro vs D'Youville (02/10/2021)
	1.000	(4-4)	Andrew Mason at D'Youville (02/15/2021)
	1.000	(3-3)	Sean Fasoyiro vs D'Youville (02/24/2021)
REBOUNDS	21		Andrew Sischo vs D'Youville (02/10/2021)
	17		Andrew Sischo vs Roberts Wesleyan (02/17/2021)
	17		Andrew Sischo at Roberts Wesleyan (02/08/2021)
ASSISTS	8		Kyle Harris at Roberts Wesleyan (02/08/2021)
	7		Sean Fasoyiro vs Roberts Wesleyan (02/17/2021)
STEALS	4		Sean Fasoyiro vs D'Youville (02/24/2021)
	3		Juston Johnson vs D'Youville (02/24/2021)
	3		Sean Fasoyiro vs Mercy (02/20/2021)
	3		Andrew Mason at D'Youville (02/15/2021)
	3		Sean Fasoyiro at Roberts Wesleyan (02/08/2021)
	3		Juston Johnson at Gannon (01/31/2021)
BLOCKED SHOTS	3		Sean Fasoyiro vs D'Youville (02/24/2021)
	2		Kyle Harris vs D'Youville (02/24/2021)
	2		Justin Hemphill vs D'Youville (02/10/2021)
	2		Andrew Sischo vs D'Youville (02/10/2021)
	2		Justin Hemphill vs Gannon (01/29/2021)
TURNOVERS	7		Sean Fasoyiro at Roberts Wesleyan (02/11/2021)
	5		Sean Fasoyiro at Roberts Wesleyan (02/08/2021)
	5		Andrew Sischo at Roberts Wesleyan (02/08/2021)
FOULS	5		Ziv Basden at D'Youville (02/15/2021)
	5		Andrew Sischo at Roberts Wesleyan (02/11/2021)
	5		Juston Johnson at Roberts Wesleyan (02/08/2021)
	5		Andrew Sischo at Roberts Wesleyan (02/08/2021)



2020-21 Daemen Men's Basketball
Player Highs Analysis
All games

Page 2/3
as of Feb 25, 2021

Opponent - Individual Game Highs

POINTS	25		Reggie Clark vs Roberts Wesleyan (02/17/2021)
	25		Ike Herster at Gannon (01/31/2021)
	22		Reggie Clark at Roberts Wesleyan (02/11/2021)
	21		Grant Beyer vs D'Youville (02/10/2021)
	19		Isaiah Lewis vs Roberts Wesleyan (02/17/2021)
	19		Jared Sullivan at D'Youville (02/15/2021)
	19		Braden Olsen vs Gannon (01/29/2021)
FIELD GOALS MADE	9		Jaeger Martino vs D'Youville (02/24/2021)
	8		Reggie Clark vs Roberts Wesleyan (02/17/2021)
	8		Jared Sullivan at D'Youville (02/15/2021)
	8		Armon Nasser at Roberts Wesleyan (02/11/2021)
	8		Isaiah Lewis at Roberts Wesleyan (02/08/2021)
	8		Ike Herster at Gannon (01/31/2021)
FIELD GOAL ATTEMPTS	21		Isaiah Lewis at Roberts Wesleyan (02/08/2021)
	17		James Taylor Jr. vs Mercy (02/20/2021)
	17		Reggie Clark vs Roberts Wesleyan (02/17/2021)
	17		Grant Beyer vs D'Youville (02/10/2021)
FIELD GOAL PERCENTAGE (min 5 made)	.800	(8-10)	Jared Sullivan at D'Youville (02/15/2021)
	.750	(6-8)	Braden Olsen vs Gannon (01/29/2021)
	.750	(6-8)	Kevin Dodds vs Gannon (01/29/2021)
3 PT FG MADE	6		Chris Clancy at Gannon (01/31/2021)
	5		Isaiah Lewis vs Roberts Wesleyan (02/17/2021)
	5		Grant Beyer vs D'Youville (02/10/2021)
	5		Ike Herster at Gannon (01/31/2021)
3 PT FG ATTEMPTS	10		Grant Beyer vs D'Youville (02/10/2021)
	9		Chris Clancy at Gannon (01/31/2021)
3 PT FG PERCENTAGE (min 2 made)	1.000	(2-2)	Alfonso Pickens Jr. at Gannon (01/31/2021)
	.750	(3-4)	Mason Putnam at D'Youville (02/15/2021)
FREE THROWS MADE	7		Reggie Clark at Roberts Wesleyan (02/08/2021)
	6		Braden Olsen vs Gannon (01/29/2021)
FREE THROW ATTEMPTS	10		Garrian Wade vs D'Youville (02/24/2021)
	10		Braden Olsen vs Gannon (01/29/2021)
FREE THROW PERCENTAGE (min 3 made)	1.000	(4-4)	Ike Herster at Gannon (01/31/2021)
	1.000	(3-3)	Zecaree Veiga at Roberts Wesleyan (02/08/2021)
	1.000	(3-3)	Braden Olsen at Gannon (01/31/2021)
REBOUNDS	13		Reggie Clark vs Roberts Wesleyan (02/17/2021)
	11		Kerwin Prince vs Mercy (02/20/2021)
ASSISTS	7		Braden Olsen at Gannon (01/31/2021)
	7		Amani Walker at Gannon (01/31/2021)
	7		Braden Olsen vs Gannon (01/29/2021)
STEALS	4		Amari Lee at Roberts Wesleyan (02/11/2021)
	4		Isaiah Lewis at Roberts Wesleyan (02/08/2021)
BLOCKED SHOTS	3		Armon Nasser at Roberts Wesleyan (02/08/2021)
	2		Armon Nasser vs Roberts Wesleyan (02/17/2021)
	2		Jared Sullivan vs D'Youville (02/10/2021)
	2		Isaiah Lewis at Roberts Wesleyan (02/08/2021)
	2		Demani Smith at Roberts Wesleyan (02/08/2021)
	2		Ian McNeill at Gannon (01/31/2021)
	2		Ian McNeill vs Gannon (01/29/2021)
TURNOVERS	4		Jaeger Martino vs D'Youville (02/24/2021)
	4		James Taylor Jr. vs Mercy (02/20/2021)
	4		Reggie Clark vs Roberts Wesleyan (02/17/2021)
	4		Jared Sullivan at D'Youville (02/15/2021)
	4		Ike Herster at Gannon (01/31/2021)



2020-21 Daemen Men's Basketball
Player Highs Analysis
All games

Page 3/3
as of Feb 25, 2021

Opponent - Individual Game Highs

FOULS	5	Isaiah Lewis vs Roberts Wesleyan (02/17/2021)
	5	Amari Lee vs Roberts Wesleyan (02/17/2021)
	5	Garrian Wade vs D'Youville (02/10/2021)
	5	Zecaree Veiga at Roberts Wesleyan (02/08/2021)
	5	Isaiah Lewis at Roberts Wesleyan (02/08/2021)



**2020-21 Daemen Men's Basketball
Opponents Game-by-Game
All games**

Page 1/1
as of Feb 25, 2021

				Total		3-Pointers		Free throws		Rebounds											
Opponent	Date	Score		FG-FGA	PCT	3FG-FGA	PCT	FT-FTA	PCT	OFF	DEF	TOT	AVG	PF	A	TO	BLK	STL	PTS	AVG	
Gannon	01/29/2021	73-76	L	29-59	.492	11-25	.440	7-12	.583	7	25	32	32.0	27	14	15	4	6	76	76.0	
at Gannon	01/31/2021	67-95	L	34-57	.596	15-25	.600	12-14	.857	10	26	36	34.0	17	28	16	3	5	95	85.5	
at Roberts Wesleyan	02/08/2021	93-86	W	33-80	.413	4-31	.129	16-20	.800	14	23	37	35.0	23	8	11	8	10	86	85.7	
D'Youville	02/10/2021	102-77	W	28-68	.412	9-25	.360	12-18	.667	4	29	33	34.5	23	13	9	2	4	77	83.5	
at Roberts Wesleyan	02/11/2021	75-80	L	30-55	.545	7-18	.389	13-17	.765	6	19	25	32.6	16	16	11	2	7	80	82.8	
at D'Youville	02/15/2021	103-69	W	26-64	.406	8-22	.364	9-15	.600	13	20	33	32.7	19	13	16	1	4	69	80.5	
Roberts Wesleyan	02/17/2021	85-69	W	26-61	.426	11-24	.458	6-7	.857	5	25	30	32.3	22	11	12	5	5	69	78.9	
Mercy	02/20/2021	82-51	W	22-58	.379	5-19	.263	2-6	.333	11	17	28	31.8	12	7	15	3	3	51	75.4	
D'Youville	02/24/2021	98-67	W	26-71	.366	5-19	.263	10-18	.556	13	25	38	32.4	20	10	13	1	4	67	74.4	
Total		670		254-573	.443	75-208	.361	87-127	.685	83	209	292	32.4	179	120	118	29	48	670	74.4	
Daemen		778		274-569	.482	89-243	.366	141-189	.746	115	257	372	41.3	153	163	117	22	54	778	86.4	

Opponents Averages

Games Played	Points/game	FG Pct	3FG Pct	FT Pct	Rebounds/game	Assists/game	Turnovers/game	Assist/Turnover ratio	Steals/game	Blocks/game
9	74.4	44.3	36.1	68.5	32.4	13.3	13.1	1.0	5.3	3.2